

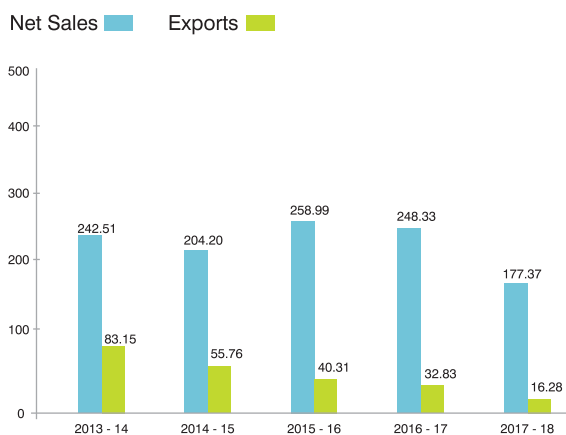
Installations in 61 Countries



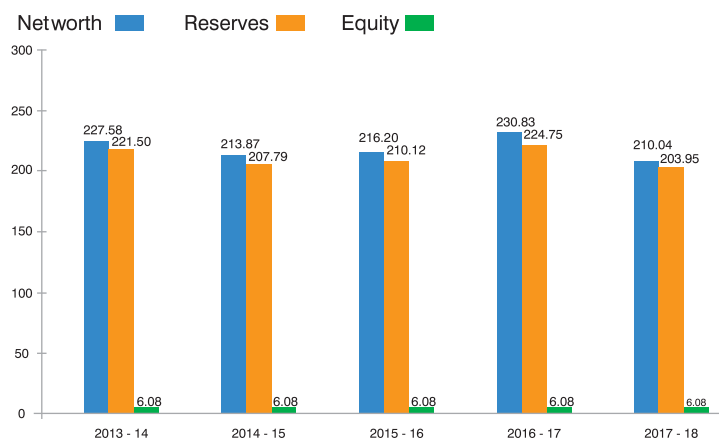
Manugraph India Ltd.

Standalone in crores

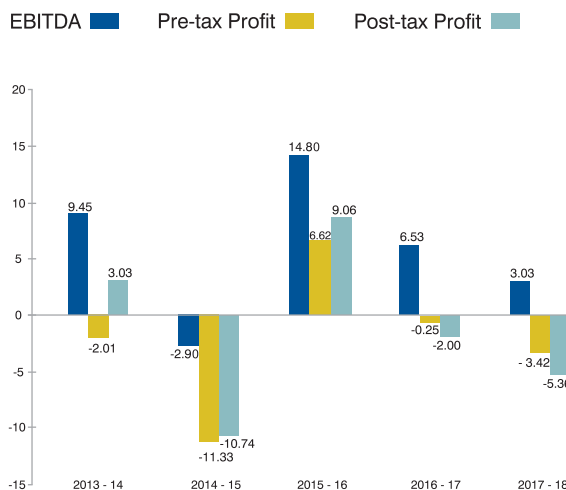
Sales



Networth



Profitability



Distribution of Income 2017-2018

	%
Materials	56.62
Expenses	18.28
Manpower	22.90
Depreciation	2.64
Interest	0.58
Taxes	0.97
Retained Earnings	-1.98

Note: Pre Tax and Post Tax Profits are before exceptional item(s)

MANUGRAPH INDIA LIMITED

CIN: L29290MH1972PLC015772

Registered Office: 1st Floor, Sidhwa House, N.A. Sawant Marg, Colaba, Mumbai – 400 005, India

Phone: +91-22-2285 2256 / 57 / 58, Fax: +91-22-2287 0702 • Website: www.manugraph.com

BOARD OF DIRECTORS

Mr. Sanat M. Shah

*Chairman, Non-Executive***Executive Directors**

Mr. Sanjay S. Shah

Vice Chairman & Managing Director

Mr. Pradeep S. Shah

Managing Director

Mr. Bhupal B. Nandgave

*Whole Time Director (Works)***Non-Executive Directors, Independent**

Mr. Hiten C. Timbadia

Mr. Amit N. Dalal

Mr. Perses M. Bilimoria

Mr. Abhay J. Mehrotra

Mr. Jai S. Diwanji

Mrs. Sohni H. Daswani

Mrs. Basheera J. Indorewala (w.e.f. 07/02/2018)

Chief Financial Officer

Mr. Suresh Narayan

Company Secretary

Mr. Mihir Mehta

Statutory Auditors**M/s. Natvarlal Vepari & Co.**Oricon House, 4th Floor, 12, K. Dubhash Marg,
Mumbai – 400 023, India**Bankers**

State Bank of India

HDFC Bank Ltd.

Audit CommitteeMr. Hiten C. Timbadia, *Chairman*

Mr. Perses M. Bilimoria

Mr. Abhay J. Mehrotra

Nomination & Remuneration CommitteeMr. Hiten C. Timbadia, *Chairman*

Mr. Perses M. Bilimoria

Mr. Abhay J. Mehrotra

Stakeholders Relationship CommitteeMr. Perses M. Bilimoria, *Chairman*

Mr. Sanjay S. Shah

Mrs. Sohni H. Daswani

CSR CommitteeMr. Pradeep S. Shah, *Chairman*

Mr. Bhupal B. Nandgave

Mr. Abhay J. Mehrotra

Registrar & Share Transfer Agents**Link Intime India Pvt. Ltd.**C-101, 247 Park,
L.B.S. Marg, Vikhroli (West),
Mumbai – 400 083, Maharashtra, India.

Phone: +91-22-4918 6270

Fax: +91-22-4918 6060

Investor Grievance E-Mail Id

sharegrievances@manugraph.com

46th ANNUAL GENERAL MEETING**Date:** July 30, 2018**Day:** Monday**Time:** 04.00 p.m.**Place:** M.C. Ghia Hall, Bhogilal Hargovindas Building, 18/20, Kaikhushru Dubhash Marg, Mumbai – 400 001, Maharashtra, India**CONTENTS**

	Page No.		Page No.
Notice of 46th Annual General Meeting	2	Consolidated Financial Statements:	
Directors' Report	16	Independent Auditors' Report	114
Management's Discussion & Analysis	42	Balance Sheet	118
Report on Corporate Governance	44	Statement of Profit & Loss	119
Standalone Financial Statements:		Statement of Cash Flows	121
Independent Auditors' Report	55	Notes on Financial Statements	123
Balance Sheet	62	Statement containing salient features of financial	174
Statement of Profit & Loss	63	statements of Subsidiaries	
Statement of Cash Flows	65	Proxy Form	175
Notes on Financial Statements			

MANUGRAPH INDIA LIMITED

CIN: L29290MH1972PLC015772

Registered Office: 1st Floor, Sidhwa House, N.A. Sawant Marg, Colaba, Mumbai – 400 005, India

Phone: +91-22-2285 2256 / 57 / 58, Fax: +91-22-2287 0702

Website: www.manugraph.com

NOTICE

NOTICE is hereby given that the Forty Sixth Annual General Meeting of the Members of the Company will be held at M.C. Ghia Hall, Bhogilal Hargovindas Building, 18/20, Kaikhushru Dubash Marg, Mumbai – 400 001, India, on Monday, July 30, 2018 at 04.00 p.m. to transact the following businesses:

ORDINARY BUSINESS:

1. To consider and adopt (a) the audited financial statement of the Company for the financial year ended 31st March, 2018 and the reports of the Board of Directors and Auditors thereon; and (b) the audited consolidated financial statement of the Company for the financial year ended 31st March, 2018 and the report of the Auditors thereon and in this regard, pass the following resolution(s) as an **Ordinary Resolution(s)**:
 - (a) **"RESOLVED THAT** the audited financial statement of the Company for the financial year ended March 31, 2018, the reports of the Board of Directors and Auditors thereon be and are hereby considered and adopted."
 - (b) **"RESOLVED THAT** the audited consolidated financial statement of the Company for the financial year ended March 31, 2018 and the reports of the Auditors thereon be and are hereby considered and adopted."
2. To declare Dividend on equity shares for the financial year ended March 31, 2018 and in this regard, to pass the following resolution as an Ordinary Resolution:

"RESOLVED THAT pursuant to the recommendation of the Board of Directors of the Company, a dividend at the rate of ₹ 0.60/- (Paise Sixty Only) per equity share on 30415061 equity shares of ₹ 2.00/- each fully paid up of the Company, aggregating ₹ 18,248,036.60 be and is hereby declared for the financial year ended 31st March, 2018 and the same to:

 - (a) the equity shareholders or to their mandates whose names appeared on the Register of Members as on July 23, 2018; and
 - (b) the beneficial owners of equity shares as per the particulars given by the National Securities Depository Limited and Central Depository Services (India) Limited, for this purpose."
3. To appoint a Director in place of Mr. Sanjay S. Shah (DIN: 00248592), who retires by rotation and being eligible, offers himself for re-appointment and in this regard, to pass the following resolution as an Ordinary Resolution:

"RESOLVED THAT Mr. Sanjay S. Shah (DIN: 00248592) who retires by rotation at this meeting and being eligible has offered himself for re-appointment, be and is hereby re-appointed as a Director of the Company, liable to retire by rotation."

SPECIAL BUSINESSES:

4. To consider, and if thought fit, to pass, with or without modification(s), the following resolution proposed as an **Ordinary Resolution**:

"RESOLVED THAT pursuant to the provisions of Sections 149 and 152 read with Schedule IV and other applicable provisions, if any, of the Companies Act, 2013 ("the Act") and the Companies (Appointment and Qualification of Directors) Rules, 2014 and the applicable provisions of the Securities and Exchange Board of India (Listing Obligations and Disclosure Requirements) Regulations, 2015, (including any statutory modification(s) or re-enactment(s) thereof, for the time being in force) Mrs. Basheera J. Indorewala (DIN: 07294515), who was appointed as an Independent Director and who holds office of Independent Director upto the conclusion of this Annual General Meeting and being eligible, and in respect of whom the Company has received a notice in writing under Section 160 of the Act proposing her candidature for the office of Director, be and is hereby appointed as an Independent Director of the Company, not liable to retire by rotation and to hold office for 5 (five) consecutive years on the Board of the Company."
5. To consider, and if thought fit, to pass, with or without modification(s), the following resolution proposed as a **Special Resolution**:

"RESOLVED THAT pursuant to Regulation 17(1A) of the Securities and Exchange Board of India (Listing Obligations and Disclosure Requirements) Regulations, 2015, relevant provisions of the Companies Act, 2013 ("the Act") and the Rules made

thereunder, (including any statutory modification(s) or re-enactment(s) thereof, for the time being in force) Mr. Sanat M. Shah (DIN: 00248499), Non-Executive Director of the Company, having an experience of more than 5 decades in the printing industry, and whose expertise is commendable and whose leadership, knowledge and guidance will help the Company to reach newer heights, be and is hereby re-appointed as a Non-Executive Director of the Company, not liable to retire by rotation."

6. To consider, and if thought fit, to pass with or without modification(s) the following resolution proposed as a **Special Resolution**:

"RESOLVED THAT pursuant to the provisions of Section 196, 197, 203 read with Schedule V and other applicable provisions, if any, of the Companies Act, 2013 and the Companies (Appointment and Remuneration of Managerial Personnel) Rules, 2014, (including any statutory modification(s) or re-enactment(s) thereof for the time being in force), approval of the Members of the Company be and is hereby accorded for re-appointment of Mr. Sanjay S. Shah (DIN: 00248592) as Vice Chairman & Managing Director for a period of 3 (Three) years commencing from April 1, 2019 on the following terms of remuneration:

- 1) Basic Salary per month: ₹ 550,000/- with such annual increment and/or revision from time to time, as the Nomination & Remuneration Committee of the Board may decide, subject to maximum annual revision upto 20%;
- 2) HRA: 60% of the Basic Salary;
- 3) Perquisites like insurance, security charges, maintenance and repairs of house, servants' salaries, society charges, property tax, furniture, fixtures & electrical appliances, expenditure incurred on gas, electricity, water, medical benefits, club membership fees (2 clubs) and personal accident insurance, medical insurance: 20% of the Basic Salary;
- 4) Other perquisites like reimbursement of communication expenses, conveyance expenses, Company's car alongwith chauffeur, insurance, petrol / diesel costs, cost of repairs, overhauling, maintenance & garage rent, entertainment, travelling and other incidental expenses - Perquisites value evaluated as per Income-tax rules wherever applicable and otherwise at actual cost to the Company;
- 5) Other benefits as per Company's HR Policies like Leaves, Leave Travel Concessions, Leave Encashment, Provident Fund, Superannuation Fund, Annuity Scheme, Gratuity, Bonus, etc.

Provided that the total remuneration not to exceed the limits specified under section 197 of the Companies Act, 2013 read with Schedule V of the Act including any modification, amendment, re-enactment thereof."

"RESOLVED FURTHER THAT in the event of no profits / inadequacy of profits, Mr. Sanjay S. Shah, Vice Chairman & Managing Director shall be paid above remuneration as minimum remuneration."

"RESOLVED FURTHER THAT Mr. Sanjay S. Shah, Vice Chairman & Managing Director shall, in addition to the above mentioned salary & perquisites, be paid commission on the annual net profits (whenever applicable) at such rate as may be fixed by the Board of Directors of the Company upon recommendation of the Nomination & Remuneration Committee of the Board and/or in accordance with the Remuneration Policy of the Company and subject to the overall ceiling laid down under the Companies Act, 2013, Schedule V of the Companies Act, 2013 with the Companies (Appointment and Remuneration of Managerial Personnel) Rules, 2014, and any other applicable rules, if any, including any statutory amendment, modification, re-enactment from time to time."

"RESOLVED FURTHER THAT the Board be and is hereby authorized to do all such acts, deeds, matters and things and to execute any agreements, documents, instruments and writings as may be required, with power to settle all questions, difficulties or doubts that may arise in regard to the said re-appointment as it may in its sole discretion deem fit and to delegate all or any of its powers conferred herein to any Director(s) and / or officer(s) of the Company to give effect to this Resolution."

7. To consider, and if thought fit, to pass with or without modification(s) the following resolution proposed as a **Special Resolution**:

"RESOLVED THAT pursuant to the provisions of Section 196, 197, 203 read with Schedule V and other applicable provisions, if any, of the Companies Act, 2013 and the Companies (Appointment and Remuneration of Managerial Personnel) Rules, 2014, (including any statutory modification(s) or re-enactment(s) thereof for the time being in force), approval of the Members of the Company be and is hereby accorded for re-appointment of Mr. Pradeep S. Shah (DIN: 00248692) as Managing Director for a period of 3 (Three) years commencing from April 1, 2019 on the following terms of remuneration:

- 1) Basic Salary per month: ₹ 550,000/- with such annual increment and/or revision from time to time, as the Nomination & Remuneration Committee of the Board may decide, subject to maximum annual revision upto 20%;
- 2) HRA: 60% of the Basic Salary;
- 3) Perquisites like insurance, security charges, maintenance and repairs of house, servants' salaries, society charges, property tax, furniture, fixtures & electrical appliances, expenditure incurred on gas, electricity, water, medical benefits, club membership fees (2 clubs) and personal accident insurance, medical insurance: 20% of the Basic Salary;
- 4) Other perquisites like reimbursement of communication expenses, conveyance expenses, Company's car alongwith chauffeur, insurance, petrol/ diesel costs, cost of repairs, overhauling, maintenance & garage rent, entertainment, travelling and other incidental expenses - Perquisites value evaluated as per Income-tax rules wherever applicable and otherwise at actual cost to the Company;
- 5) Other benefits as per Company's HR Policies like Leaves, Leave Travel Concessions, Leave Encashment, Provident Fund, Superannuation Fund, Annuity Scheme, Gratuity, Bonus, etc.

Provided that the total remuneration not to exceed the limits specified under section 197 of the Companies Act, 2013 read with Schedule V of the Act including any modification, amendment, re-enactment thereof."

"RESOLVED FURTHER THAT in the event of no profits / inadequacy of profits, Mr. Pradeep S. Shah, Managing Director shall be paid above remuneration as minimum remuneration."

"RESOLVED FURTHER THAT Mr. Pradeep S. Shah, Managing Director shall, in addition to the above mentioned salary & perquisites, be paid commission on the annual net profits (whenever applicable) at such rate as may be fixed by the Board of Directors of the Company upon recommendation of the Nomination & Remuneration Committee of the Board and/or in accordance with the Remuneration Policy of the Company and subject to the overall ceiling laid down under the Companies Act, 2013, Schedule V of the Companies Act, 2013 with the Companies (Appointment and Remuneration of Managerial Personnel) Rules, 2014, and any other applicable rules, if any, including any statutory amendment, modification, re-enactment from time to time."

"RESOLVED FURTHER THAT the Board be and is hereby authorized to do all such acts, deeds, matters and things and to execute any agreements, documents, instruments and writings as may be required, with power to settle all questions, difficulties or doubts that may arise in regard to the said re-appointment as it may in its sole discretion deem fit and to delegate all or any of its powers conferred herein to any Director(s) and / or officer(s) of the Company to give effect to this Resolution."

8. To consider, and if thought fit, to pass with or without modification(s) the following resolution proposed as a **Special Resolution**:

"RESOLVED THAT pursuant to the provisions of Section 196, 197, 203 read with Schedule V and other applicable provisions, if any, of the Companies Act, 2013 and the Companies (Appointment and Remuneration of Managerial Personnel) Rules, 2014, (including any statutory modification(s) or re-enactment(s) thereof for the time being in force), approval of the Members of the Company be and is hereby accorded for re-appointment of Mr. Bhupal B. Nandgave (DIN: 06447544) as Whole Time Director (Works) for a period of 3 (Three) years commencing from December 10, 2018 on the following terms of remuneration:

- 1) Basic Salary per month: ₹ 92,000/- with such annual increment and/or revision from time to time, as the Nomination & Remuneration Committee of the Board may decide, subject to maximum annual revision upto 20%;
- 2) Perquisites & Allowances per month: ₹ 101,000/- with such annual increment and/or revision from time to time, as the Nomination & Remuneration Committee of the Board may decide, subject to maximum annual revision upto 20%;
- 3) Variable Pay: As the Nomination & Remuneration Committee of the Board may decide."

"RESOLVED FURTHER THAT Mr. Bhupal B. Nandgave, Whole time Director (Works) shall also be eligible for Provident Fund, Superannuation Fund, Gratuity Scheme, Annuity Scheme, Leave, Leave Travel Concessions, Leave Encashment in accordance with the Company's Schemes & Rules as may be applicable from time to time."

"RESOLVED FURTHER THAT in the event of no profits / inadequacy of profits, Mr. Bhupal B. Nandgave, Whole time Director (Works) shall be paid above remuneration as minimum remuneration."

"RESOLVED FURTHER THAT the Board be and is hereby authorized to do all such acts, deeds, matters and things and to execute any agreements, documents, instruments and writings as may be required, with power to settle all questions, difficulties or doubts that may arise in regard to the said re-appointment as it may in its sole discretion deem fit and to delegate all or any of its powers conferred herein to any Director(s) and / or officer(s) of the Company to give effect to this Resolution."

9. To consider, and if thought fit, to pass with or without modification(s) the following resolution proposed as an **Ordinary Resolution**:

"RESOLVED THAT pursuant to the provisions of Section 148 and other applicable provisions, if any, of the Companies Act, 2013 and the Companies (Audit and Auditors) Rules, 2014 (including any statutory modification(s) or re-enactment(s) thereof, for the time being in force), the Cost Auditors appointed by the Board of Directors of the Company, to conduct the audit of the cost records of the Company for the financial year ending March 31, 2019, be paid the remuneration of ₹ 3,50,000/- (Rupees Three Lakh and Fifty Thousand only) per annum."

"RESOLVED FURTHER THAT the Board of Directors of the Company be and is hereby authorised to do all acts and take all such steps as may be necessary, proper or expedient to give effect to this resolution."

By Order of the Board of Directors

Mihir Mehta
Company Secretary

Registered Office:

1st Floor, Sidhwa House, N.A. Sawant Marg,
Colaba, Mumbai – 400 005, India.

Dated: May 24, 2018

NOTES:

1. A Member entitled to attend and vote at the Annual General Meeting (AGM or the Meeting) is entitled to appoint a proxy to attend and vote on a poll, instead of himself / herself and the proxy need not be a Member of the Company. A person can act as proxy on behalf of Members upto and not exceeding fifty and holding in the aggregate not more than ten percent of the total share capital of the Company. Further, a Member holding more than ten percent of the total share capital of the Company carrying voting rights, may appoint a single person as proxy and such person shall not act as proxy for any other person or Member. The instrument appointing proxy should, however, be deposited at the Registered Office of the Company not later than forty-eight hours before the commencement of the Meeting. A proxy form for the AGM is provided on page no. 165 of this Annual Report. The holder of proxy shall prove his identity at the time of attending the Meeting.
2. An Explanatory Statement pursuant to Section 102(1) of the Companies Act, 2013 relating to the Special Business to be transacted at the Meeting is annexed hereto.
3. Details of Directors retiring by rotation / seeking re-appointment at the ensuing Meeting are provided in the "Annexure" to the Directors' Report.
4. The requirement to place the matter relating to appointment of Auditors for ratification by members at every Annual General Meeting is done away with vide notification dated May 7, 2018 issued by the Ministry of Corporate Affairs, New Delhi. Accordingly, no resolution is proposed for ratification of appointment of Auditors.
5. In terms of Sections 108 of the Companies Act, 2013 read with the Companies (Management and Administration) Rules, 2014 as amended, the Company is providing the e-voting facility to its Members holding shares in physical or dematerialized form, as on the cut-off date, being Monday, July 23, 2018, to exercise their right to vote by electronic means on any or all of the businesses specified in the accompanying Notice (the "Remote e-voting"). The Remote e-voting commences on Friday, July 27, 2018 (10:00 A.M.) and ends on Sunday, July 29, 2018 (5:00 P.M.). Detail of the process and manner of Remote e-voting along with the User ID and Password is being sent to all the Members along with the Notice.
6. The Company is also offering the facility for voting by way of physical ballot at the AGM. The Members attending the meeting should note that those who are entitled to vote but have not exercised their right to vote by Remote e-voting, may vote at the AGM through ballot for all businesses specified in the accompanying Notice. The Members who have exercised their right to vote by Remote e-voting may attend the AGM but shall not vote at the AGM. The voting rights of the Members shall be in proportion to their shares of the paid-up equity share capital of the Company as on the cut-off date being Monday, July 23, 2018.

7. Members/Proxies should fill the Attendance Slip for attending the Meeting and bring their Attendance Slips along with their copy of the Annual Report to the Meeting.
8. In case of Joint holders attending the Meeting, only such joint holder who is higher in the order of names will be entitled to vote.
9. Members who hold shares in dematerialized form are requested to write their DP ID and Client ID number(s) and those who hold share(s) in physical form are requested to write their Folio Number(s) in the attendance slip for attending the Meeting to facilitate identification of membership at the Meeting.
10. Corporate members intending to send their authorised representatives to attend the Meeting are requested to send to the Company a certified true copy of the Board Resolution authorising their representative to attend and vote on their behalf at the Meeting.
11. Relevant documents referred to in the accompanying Notice and the Statement are open for inspection by the members at the Registered Office of the Company on all working days, except Saturdays, during business hours up to the date of the Meeting.
12. The Company has notified closure of Register of Members and Share Transfer Books from Tuesday, July 24, 2018 to Monday, July 30, 2018 (both days inclusive) for determining the names of members eligible for dividend on Equity Shares, if declared at the Meeting.
13. The dividend on Equity Shares, if declared at the Meeting, will be credited / dispatched between August 4, 2018 and August 20, 2018 to those members who hold shares:
 - a. In dematerialized mode, based on the beneficial ownership details to be received from National Securities Depository Limited and Central Depository Services (India) Limited as at the close of business hours on Monday, July 23, 2018; and
 - b. In physical mode, if their names appear in the Company's Register of Members after giving effect to all valid transfers in physical form lodged with the Company and its Registrar and Share Transfer Agents before Monday, July 23, 2018.
14. Members holding shares in electronic form may note that bank particulars registered against their respective depository accounts will be used by the Company for payment of dividend. The Company or its Registrars and Transfer Agents, Link Intime India Private Limited ("Link") cannot act on any request received directly from the members holding shares in electronic form for any change of bank particulars or bank mandates. Such changes are to be advised only to the Depository Participant by the members.
15. Members holding shares in electronic form are requested to intimate immediately any change in their address or bank mandates to their Depository Participants with whom they are maintaining their demat accounts. Members holding shares in physical form are requested to advise any change in their address or bank mandates immediately to the Company / Link.
16. The Members, desiring any information relating to the accounts, are requested to write to the Company at an early date, so as to enable the management to keep the information ready.
17. Members who have not registered their e-mail addresses so far, are requested to register their e-mail address for receiving all communication including Annual Report, Notices, Circulars, etc. from the Company electronically.
18. Attendance slip, proxy form and the route map of the venue of the Meeting is annexed hereto. The prominent landmark for the venue of the Meeting is Kala Ghoda Circle / Jehangir Art Gallery.

19. E VOTING PROCEDURE

❖ Log-in to e-Voting website of Link Intime India Private Limited (LIPL)

1. Visit the e-voting system of LIPL. Open web browser by typing the following URL: <https://instavote.linkintime.co.in>.
2. Click on "Login" tab, available under 'Shareholders' section.
3. Enter your User ID, password and image verification code (CAPTCHA) as shown on the screen and click on "SUBMIT".
4. Your User ID details are given below:
 - a. **Shareholders holding shares in demat account with NSDL:** Your User ID is 8 Character DP ID followed by 8 Digit Client ID
 - b. **Shareholders holding shares in demat account with CDSL:** Your User ID is 16 Digit Beneficiary ID

c. **Shareholders holding shares in Physical Form (i.e. Share Certificate):** Your User ID is Event No + Folio Number registered with the Company

5. Your Password details are given below:

If you are using e-Voting system of LIPL: <https://instavote.linkintime.co.in> for the first time or if you are holding shares in physical form, you need to follow the steps given below:

Click on "Sign Up" tab available under 'Shareholders' section register your details and set the password of your choice and confirm (The password should contain minimum 8 characters, at least one special character, at least one numeral, at least one alphabet and at least one capital letter).

	For Shareholders holding shares in Demat Form or Physical Form
PAN	Enter your 10 digit alpha-numeric PAN issued by Income Tax Department (applicable for both demat shareholders as well as physical shareholders). <ul style="list-style-type: none"> Members who have not updated their PAN with depository Participant or in the company record are requested to use the sequence number which is printed on Ballot Form / Attendance Slip indicated in the PAN Field.
DOB/ DOI	Enter the DOB (Date of Birth)/ DOI as recorded with depository participant or in the company record for the said demat account or folio number in dd/mm/yyyy format.
Dividend Bank Details	Enter the Dividend Bank Details as recorded in your demat account or in the company records for the said demat account or folio number. <ul style="list-style-type: none"> Please enter the DOB/ DOI or Dividend Bank Details in order to register. If the above mentioned details are not recorded with the depository participants or company, please enter Folio number in the Dividend Bank Details field as mentioned in instruction (iv).

If you are holding shares in demat form and had registered on to e-Voting system of LIPL: <https://instavote.linkintime.co.in>, and/or voted on an earlier voting of any company then you can use your existing password to login.

If Shareholders holding shares in Demat Form or Physical Form have forgotten password:

Enter User ID, select Mode and Enter Image Verification code (CAPTCHA). Click on "SUBMIT".

Incase shareholder is having valid email address, Password will be sent to the shareholders registered e-mail address. Else, shareholder can set the password of his/her choice by providing the information about the particulars of the Security Question & Answer, PAN, DOB/ DOI, Dividend Bank Details etc. and confirm. (The password should contain minimum 8 characters, at least one special character, at least one numeral, at least one alphabet and at least one capital letter)

For shareholders holding shares in physical form, the details can be used only for voting on the resolutions contained in this Notice.

It is strongly recommended not to share your password with any other person and take utmost care to keep your password confidential.

❖ **Cast your vote electronically**

6. After successful login, you will be able to see the notification for e-voting on the home page of INSTA Vote. Select/ View "Event No" of the company, you choose to vote.

7. On the voting page, you will see "Resolution Description" and against the same the option "Favour/ Against" for voting. Cast your vote by selecting appropriate option i.e. Favour/Against as desired.

Enter the number of shares (which represents no. of votes) as on the cut-off date under 'Favour/Against'. You may also choose the option 'Abstain' and the shares held will not be counted under 'Favour/Against'.

8. If you wish to view the entire Resolution details, click on the 'View Resolutions' File Link.

9. After selecting the appropriate option i.e. Favour/Against as desired and you have decided to vote, click on "SUBMIT". A confirmation box will be displayed. If you wish to confirm your vote, click on "YES", else to change your vote, click on "NO" and accordingly modify your vote.

10. Once you confirm your vote on the resolution, you will not be allowed to modify or change your vote subsequently.
11. You can also take the printout of the votes cast by you by clicking on "Print" option on the Voting page.

❖ **General Guidelines for shareholders:**

- Institutional shareholders (i.e. other than Individuals, HUF, NRI etc.) and Custodian are required to log on to e-Voting system of LIPL: <https://instavote.linkintime.co.in> and register themselves as 'Custodian / Mutual Fund / Corporate Body'.

They are also required to upload a scanned certified true copy of the board resolution /authority letter/power of attorney etc. together with attested specimen signature of the duly authorised representative(s) in PDF format in the 'Custodian / Mutual Fund / Corporate Body' login for the Scrutinizer to verify the same.

- During the voting period, shareholders can login any number of time till they have voted on the resolution(s) for a particular "Event".
- Shareholders holding multiple folios/demat account shall choose the voting process separately for each of the folios/demat account.

In case the shareholders have any queries or issues regarding e-voting, please refer the Frequently Asked Questions ("FAQs") and Instavote e-Voting manual available at <https://instavote.linkintime.co.in>, under Help section or write an email to insta.vote@linkintime.co.in or Call:- Tel : 022 - 49186000.

EXPLANATORY STATEMENT PURSUANT TO SECTION 102(1) OF THE COMPANIES ACT, 2013 SETTING OUT ALL MATERIAL FACTS RELATING TO SPECIAL BUSINESSES:

Item No. 4:

The Board of Directors at its meeting held on February 7, 2018 appointed Mrs. Basheera Indorewala (DIN: 07294515) as an Additional Director of the Company with immediate effect.

Pursuant to provisions of Section 161 of the Companies Act, 2013, Mrs. Basheera Indorewala holds office upto the date of the ensuing Annual General Meeting. Further, in accordance with the provisions of Section 149 read with Schedule IV to the Act, appointment of an Independent Director requires approval of members.

Based on the recommendation of the Nomination and Remuneration Committee, the Board of Directors has proposed that Mrs. Basheera Indorewala be appointed as an Independent Director of the Company.

The Company has received a notice in writing from a member proposing the candidature of Mrs. Basheera Indorewala for the office of Director of the Company. The appointment of Mrs. Basheera Indorewala shall be effective upon approval by the members in the Meeting.

Brief profile of Mrs. Basheera Indorewala:

Mrs. Basheera Indorewala is a cultural observer, brand strategist and a marketer, with more than 10 years of experience in brand communications, collaborations and customer acquisitions. Her most recent venture is as a first time entrepreneur with The Parfait Co., India's first homegrown premium ice-cream brand. With this business, she will further strengthen her expertise across marketing as well as operations and management. Mrs. Basheera Indorewala completed her MSc in Marketing and Strategic Management from Warwick Business School, UK.

Mrs. Basheera Indorewala does not hold any shares of the Company in her name. Keeping in view her vast expertise and knowledge, it will be in the interest of the Company that Mrs. Basheera Indorewala is appointed as an Independent Director of the Company.

Mrs. Basheera Indorewala is not disqualified from being appointed as a Director in terms of Section 164 of the Act and has given her consent to act as a Director. The Company has received a declaration from Mrs. Basheera Indorewala that she meets the criteria of independence as prescribed both under sub-section (6) of Section 149 of the Act and under the Securities and Exchange Board of India (Listing Obligations and Disclosure Requirements) Regulations, 2015 ("Listing Regulations"). In the opinion of the Board, Mrs. Basheera Indorewala fulfills the conditions for her appointment as an Independent Director as specified in the Act and the Listing Regulations. Mrs. Basheera Indorewala is independent of the management and possesses appropriate skills, experience and knowledge. Details of Mrs. Basheera Indorewala is provided as an annexure to the Directors Report.

Copy of the draft letter for appointment of Mrs. Basheera Indorewala as an Independent Director setting out the terms and conditions is available for inspection by members at the registered office of the Company.

This Statement may also be regarded as a disclosure under provisions of the Listing Regulations and the Companies Act, 2013.

Save and except Mrs. Basheera Indorewala and her relatives, to the extent of their shareholding interest, if any, in the Company, none of the other Directors / Key Managerial Personnel of the Company / their relatives are, in any way, concerned or interested, financially or otherwise, in the resolution set out at Item No. 4 of the Notice.

The Board commends the Ordinary Resolution set out at Item No. 4 of the Notice for approval by the members.

Item No. 5:

The Securities and Exchange Board of India ('SEBI') vide its notification dated May 9, 2018 amended various regulations of SEBI (Listing Obligations and Disclosure Requirements) Regulations, 2015. The amendment is applicable with effect from April 1, 2019, unless specifically provided.

One of the amendments provides that any listed company shall not appoint or continue the directorship of any person as a Non Executive Director who has attained the age of seventy five years unless a special resolution by the members is passed to that effect. This will be applicable to all listed companies with effect from April 1, 2019.

Mr. Sanat Shah, Chairman and Non Executive Director is 85 years of age and having a vast experience of more than 5 decades. Mr. Sanat Shah, a visionary, entered into technical and financial collaboration with Polygraph Export Import GDR which paved way for printing machinery manufacturing industry in India and formation of Manugraph India. Mr. Sanat Shah, over the years, transformed Manugraph from a humble beginning to a world class print machinery manufacturing enterprise. It was Mr. Shah's vision and commitment to place Manugraph on the map of leading global press manufacturers.

Considering his experience, the Company hereby recommends the Board to consider his appointment as a Non Executive Director.

Accordingly, your Directors recommend the passing of Resolution(s), as set forth in Item No. 5 of this Notice, for approval by the Members of the Company.

Save and except Mr. Sanat M. Shah, Mr. Sanjay S. Shah and Mr. Pradeep S. Shah, none of the other Directors or Key Managerial Personnel or their relatives, in any way, are concerned or interested in the above Resolution.

Item No. 6:

The Board of Directors at their meeting held on May 24, 2018 based on the recommendation of Nomination & Remuneration Committee, had approved the re-appointment and remuneration of Mr. Sanjay S. Shah, Vice Chairman and Managing Director with effect from April 1, 2019.

Mr. Sanjay S. Shah's current tenure as approved by the Members of the Company is valid upto March 31, 2019.

Under the able leadership and guidance of Mr. Sanjay S. Shah, the Company has managed to maintain its Numero Uno position despite negative growth in the Industry.

Considering the highly satisfactory performance achieved by the Company till date under Mr. Sanjay Shah's leadership, the Board of Directors at their meeting held on May 24, 2018 based on the recommendation of Nomination & Remuneration Committee (N&RC), have decided to recommend his re-appointment as Vice Chairman & Managing Director with effect from April 1, 2019 for a period of 3 years to the Members of the Company for approval.

While the current tenure of appointment of Mr. Sanjay S. Shah as Vice Chairman & Managing Director is upto March 31, 2019, the Board has decided to recommend his re-appointment well in advance and also extend the term, in order to bring about certainty to the Members on the leadership of the Company, which would in turn promote good corporate governance. The early initiation of the process of re-appointment would also enable the Company to implement its long term growth plans as well.

Further, based on the recommendation of the N&RC and in line with the Compensation Policy of the Company, the Board has recommended the following remuneration to Mr. Sanjay S. Shah, Vice Chairman & Managing Director for the period of three years beginning from April 1, 2019:

- 1) Basic Salary per month: ₹ 550,000/- with such annual increment and/or revision from time to time, as the Nomination & Remuneration Committee of the Board may decide, subject to maximum annual revision upto 20%;
- 2) HRA: 60% of the Basic Salary;
- 3) Perquisites like insurance, security charges, maintenance and repairs of house, servants' salaries, society charges, property tax, furniture, fixtures & electrical appliances, expenditure incurred on gas, electricity, water, medical benefits, club membership fees (2 clubs) and personal accident insurance, medical insurance: 20% of the Basic Salary;
- 4) Other perquisites like reimbursement of communication expenses, conveyance expenses, Company's car alongwith chauffer, insurance, petrol / diesel costs, cost of repairs, overhauling, maintenance & garage rent, entertainment, travelling and other

incidental expenses - Perquisites value evaluated as per Income-tax rules wherever applicable and otherwise at actual cost to the Company;

- 5) Other benefits as per Company's HR Policies like Leaves, Leave Travel Concessions, Leave Encashment, Provident Fund, Superannuation Fund, Annuity Scheme, Gratuity, Bonus, etc.

Provided that the total remuneration not to exceed the limits specified under section 197 of the Companies Act, 2013 read with Schedule V of the Act including any modification, amendment, re-enactment thereof.

The information as required under Schedule V of the Companies Act, 2013 and relevant provisions of the Listing Regulations is provided as an Annexure to this Notice.

Accordingly, your Directors recommend the passing of Resolution(s), as set forth in Item No. 6 of this Notice, for approval by the Members of the Company.

Save and except Mr. Sanjay S. Shah, Mr. Sanat M. Shah and Mr. Pradeep S. Shah, none of the other Directors or Key Managerial Personnel or their relatives, in any way, are concerned or interested in the above Resolutions.

Item No. 7:

The Board of Directors at their meeting held on May 24, 2018 based on the recommendation of Nomination & Remuneration Committee, had approved the re-appointment and remuneration of Mr. Pradeep S. Shah, Managing Director with effect from April 1, 2019.

Mr. Pradeep S. Shah's current tenure as approved by the Members of the Company is valid upto March 31, 2019.

Under the able leadership and guidance of Mr. Pradeep S. Shah, the Company has managed to maintain its Numero Uno position despite negative growth in the Industry.

Considering the highly satisfactory performance achieved by the Company till date under Mr. Pradeep Shah's leadership, the Board of Directors at their meeting held on May 24, 2018 based on the recommendation of Nomination & Remuneration Committee (N&RC), have decided to recommend his re-appointment as Managing Director with effect from April 1, 2019 for a period of 3 years to the Members of the Company for approval.

While the current tenure of appointment of Mr. Pradeep S. Shah as Managing Director is upto March 31, 2019, the Board has decided to recommend his re-appointment well in advance and also extend the term, in order to bring about certainty to the Members on the leadership of the Company, which would in turn promote good corporate governance. The early initiation of the process of re-appointment would also enable the Company to implement its long term growth plans as well.

Further, based on the recommendation of the N&RC and in line with the Compensation Policy of the Company, the Board has recommended the following remuneration to Mr. Pradeep S. Shah, Managing Director for the period of three years beginning from April 1, 2019:

- 1) Basic Salary per month: ₹ 550,000/- with such annual increment and/or revision from time to time, as the Nomination & Remuneration Committee of the Board may decide, subject to maximum annual revision upto 20%;
- 2) HRA: 60% of the Basic Salary;
- 3) Perquisites like insurance, security charges, maintenance and repairs of house, servants' salaries, society charges, property tax, furniture, fixtures & electrical appliances, expenditure incurred on gas, electricity, water, medical benefits, club membership fees (2 clubs) and personal accident insurance, medical insurance: 20% of the Basic Salary;
- 4) Other perquisites like reimbursement of communication expenses, conveyance expenses, Company's car alongwith chauffer, insurance, petrol / diesel costs, cost of repairs, overhauling, maintenance & garage rent, entertainment, travelling and other incidental expenses - Perquisites value evaluated as per Income-tax rules wherever applicable and otherwise at actual cost to the Company;
- 5) Other benefits as per Company's HR Policies like Leaves, Leave Travel Concessions, Leave Encashment, Provident Fund, Superannuation Fund, Annuity Scheme, Gratuity, Bonus, etc.

Provided that the total remuneration not to exceed the limits specified under section 197 of the Companies Act, 2013 read with Schedule V of the Act including any modification, amendment, re-enactment thereof.

The information as required under Schedule V of the Companies Act, 2013 and relevant provisions of the Listing Regulations is provided as an Annexure to this Notice.

Accordingly, your Directors recommend the passing of Resolution(s), as set forth in Item No. 7 of this Notice, for approval by the Members of the Company.

Save and except Mr. Sanjay S. Shah, Mr. Sanat M. Shah and Mr. Pradeep S. Shah, none of the other Directors or Key Managerial Personnel or their relatives, in any way, are concerned or interested in the above Resolutions.

Item No. 8:

The Board of Directors at their meeting held on May 24, 2018 based on the recommendation of Nomination & Remuneration Committee, had approved the re-appointment and revision in remuneration of Mr. Bhupal B. Nandgave, Whole Time Director (Works) with effect from December 10, 2018.

Mr. Bhupal B. Nandgave's current tenure as approved by the Members of the Company is valid upto December 9, 2018.

Mr. Bhupal B. Nandgave has Diploma in Mechanical Engineering and has extensive background and vast experience in manufacturing, material management and operations.

Considering the experience of Mr. Bhupal B. Nandgave, the Board of Directors at their meeting held on May 24, 2018 based on the recommendation of Nomination & Remuneration Committee (N&RC), have decided to recommend his re-appointment as Whole Time Director (Works) with effect from December 10, 2018 for a period of 3 years to the Members of the Company for approval.

While the current tenure of appointment of Mr. Bhupal B. Nandgave as Whole Time Director (Works) is upto December 9, 2018, the Board has decided to recommend his re-appointment well in advance and also extend the term, in order to bring about certainty to the Members on the leadership of the Company, which would in turn promote good corporate governance. The early initiation of the process of re-appointment would also enable the Company to implement its long term growth plans as well.

Further, based on the recommendation of the N&RC and in line with the Compensation Policy of the Company, the Board has recommended the following remuneration to Mr. Bhupal B. Nandgave, Whole Time Director (Works) for the period of three years beginning from December 10, 2018:

- 1) Basic Salary per month: ₹ 92,000/- with such annual increment and/or revision from time to time, as the Nomination & Remuneration Committee of the Board may decide, subject to maximum annual revision upto 20%;
- 2) Perquisites & Allowances per month: ₹ 101,000/- with such annual increment and/or revision from time to time, as the Nomination & Remuneration Committee of the Board may decide, subject to maximum annual revision upto 20%;
- 3) Variable Pay: As the Nomination & Remuneration Committee of the Board as may decide

The information as required under Schedule V of the Companies Act, 2013 and relevant provisions of the Listing Regulations is provided as an Annexure to this Notice.

Accordingly, your Directors recommend the passing of Resolution(s), as set forth in Item No. 8 of this Notice, for approval by the Members of the Company.

Save and except Mr. Bhupal B. Nandgave, none of the other Directors or Key Managerial Personnel or their relatives, in any way, are concerned or interested in the above Resolutions.

Item No. 9:

The Board, on the recommendation of the Audit Committee, has approved the appointment and remuneration of the Cost Auditors to conduct the audit of the cost records of the Company across various segments, for the financial year ending March 31, 2018.

In accordance with the provisions of Section 148 of the Act read with the Companies (Audit and Auditors) Rules, 2014, the remuneration payable to the Cost Auditors as recommended by the Audit Committee and approved by the Board of Directors, has to be ratified by the members of the Company.

Accordingly, consent of the members is sought for passing an Ordinary Resolution as set out at Item No. 8 of the Notice for ratification of the remuneration payable to the Cost Auditors for the financial year ending March 31, 2018.

None of the Directors / Key Managerial Personnel of the Company / their relatives are, in any way, concerned or interested, financially or otherwise, in the resolution set out at Item No. 9 of the Notice.

The Board commends the Ordinary Resolution set out at Item No. 9 of the Notice for approval by the members.

Annexure forming part of the Explanatory Statement as required to be given pursuant to Part II of Schedule V of the Companies Act, 2013, for payment of Remuneration to Managing / Executive Director in excess of limits specified in case of inadequate profits.

The information required in terms of Schedule V of the Companies Act, 2013 is as under:

General Information				
1.	Nature of Industry	Manufacturing of Printing Machinery		
2.	Date or expected date of commencement of commercial production	The Company is an existing company and is in operation since 1973.		
3.	Financial performance based on given indicators (before exceptional items)	(Amt. in ₹ Crores)		
		Particulars	31.03.2018	31.03.2017
		Total Income	194.58	264.98
		Profit Before Tax	(3.42)	(0.26)
		Profit After Tax	(5.36)	(2.00)
4.	Export performance and net foreign exchange collaborations	(Amt. in ₹ Crores)		
		Particulars	31.03.2018	31.03.2017
		FOB value of Exports	16.29	32.83
		Income in Foreign Exchange	16.29	33.40
5.	Foreign investments or collaborators, if any	The total equity shares held by Foreign Companies, Foreign Nationals and Non Resident Indians are 310754 equity shares of face value of ₹ 2/- each. The Company does not have any foreign collaboration.		

1. For Mr. Sanjay S. Shah, Vice Chairman & Managing Director

I.	Information about the Appointee		
(1)	Background details	Mr. Sanjay S. Shah: Mr. Sanjay S. Shah has rich experience in multifarious areas of Accounting, Financial Management, Labour, Industrial Relation and administrative functions encompassing over two decades.	
(2)	Past Remuneration details	Mr. Sanjay S. Shah	
		Sr. No.	Financial Year
			Remuneration (In ₹ Lakhs)
		1	2017-18
		2	2016-17
		3	2015-16
(3)	Recognition or awards	N. A.	
(4)	Job profile and his suitability	Mr. Sanjay S. Shah is responsible for ensuring profitable growth of the Company with adequate control on costs, investments in current and fixed assets and maintaining over all financial discipline throughout the organization. Mr. Sanjay S. Shah has rich experience in multifarious areas of Accounting, Financial Management, Labour, Industrial Relation and administrative functions encompassing over two decades.	
(5)	Remuneration proposed	The terms of remuneration to Mr. Sanjay S. Shah is detailed in Explanatory Statement to item No. 6 hereinabove.	

(6)	Comparative remuneration profile with respect to industry, size of the company, profile of the position and person	The remuneration proposed is reasonable when compared to the exigencies of the global stature & complexity of business of the Company and commensurate with the similar industry (manufacturing), operating in India and the profile of the position.
(7)	Pecuniary relationship directly or indirectly with the Company, or relationship with the managerial personnel, if any	Mr. Sanjay S. Shah, Vice Chairman & Managing Director is one of the promoter holds 4.52% in the equity share capital of the Company. Mr. Sanjay S. Shah is son of Mr. Sanat M. Shah, Chairman of the Company and brother of Mr. Pradeep S. Shah, Managing Director of the Company. Mr. Sanjay S. Shah has no relationship with any other managerial personnel.

II. Other Information:

(1)	Reasons of loss or inadequate profits	With economic slowdown, high interest rate and delay in setting up of new Printing Press by our customers, the demand for Company's products has decreased. This overall economic and Printing Press Machinery industry sentiment is likely to affect the Company's operation. Though the Company has made strategic plans to face the present economic situation, however, in view of uncertainty in economic scenario, profits may not be as per the planned projections.
(2)	Steps taken or proposed to be taken for improvement	The Company's R&D Centre is pursuing opportunities for manufacturing other engineering products which large needs similar infrastructure and skill sets.
(3)	Expected increase in productivity and profits in measurable terms	The Company's tight control on costs and higher asset productivity will help in reducing overall costs and increase profits.

III. Disclosures

1.	Remuneration package of the managerial person: Fully described in the respective explanatory statement as stated above	
2.	Disclosures in the Board of Directors' report under the heading "Corporate Governance" attached to the Annual report of the Company	
3.	Information as required under Regulation 36(3) of the Listing Regulations:	
	a) Brief Resume, Nature of his expertise, Disclosure of his relationship between Directors inter-se	Please read 'information about the appointee' above
	b) No. of shares held:	1,373,461
	c) Directorships in other listed companies:	NIL
	d) Committee positions held:	Member of Stakeholders Grievance Committee of the Board

2. For Mr. Pradeep S. Shah, Managing Director

I.	Information about the Appointee			
(1)	Background details	Mr. Pradeep S. Shah: Mr. Pradeep S. Shah is responsible for product design & development, industrial engineering, production planning, developing new printing machinery, installing production systems and training personnel and achieving production target and has vast experience and knowledge in these fields encompassing over two decades.		
(2)	Past Remuneration details	Mr. Pradeep S. Shah		
		Sr. No.	Financial Year	Remuneration (In ₹ Lakhs)
		1	2017-18	118.80
		2	2016-17	118.45
		3	2015-16	119.12
(3)	Recognition or awards	N. A.		

(4)	Job profile and his suitability	Mr. Pradeep S. Shah is the Managing Director of the Company. He will have substantial powers of management and shall exercise the same subject to the superintendence, control and direction of the Board. Taking into consideration his expertise, he is best suited for the responsibilities currently assigned to him by the Board of Directors.
(5)	Remuneration proposed	The terms of remuneration to Mr. Pradeep S. Shah is detailed in Explanatory Statement to item No. 7 hereinabove.
(6)	Comparative remuneration profile with respect to industry, size of the company, profile of the position and person	The remuneration proposed is reasonable when compared to the exigencies of the global stature & complexity of business of the Company and commensurate with the similar industry (manufacturing), operating in India and the profile of the position.
(7)	Pecuniary relationship directly or indirectly with the Company, or relationship with the managerial personnel, if any	Mr. Pradeep S. Shah, Managing Director is one of the promoter holds 5.81% in the equity share capital of the Company. Mr. Pradeep S. Shah is son of Mr. Sanat M. Shah, Chairman of the Company and brother of Mr. Sanjay S. Shah, Vice Chairman & Managing Director of the Company. Mr. Pradeep S. Shah has no relationship with any other managerial personnel.

II. Other Information:

(1)	Reasons of loss or inadequate profits	With economic slowdown, high interest rate and delay in setting up of new Printing Press by our customers, the demand for Company's products has decreased. This overall economic and Printing Press Machinery industry sentiment is likely to affect the Company's operation. Though the Company has made strategic plans to face the present economic situation, however, in view of uncertainty in economic scenario, profits may not be as per the planned projections.
(2)	Steps taken or proposed to be taken for improvement	The Company's R&D Centre is pursuing opportunities for manufacturing other engineering products which large needs similar infrastructure and skill sets.
(3)	Expected increase in productivity and profits in measurable terms	The Company's tight control on costs and higher asset productivity will help in reducing overall costs and increase profits.

III. Disclosures

1. Remuneration package of the managerial person: Fully described in the respective explanatory statement as stated above

2. Disclosures in the Board of Directors' report under the heading "Corporate Governance" attached to the Annual report of the Company

3. Information as required under Regulation 36(3) of the Listing Regulations:

a)	Brief Resume, Nature of his expertise, Disclosure of his relationship between Directors inter-se	Please read 'information about the appointee' above
b)	No. of shares held:	1,765,721
c)	Directorships in other listed companies:	NIL
d)	Committee positions held:	Chairman of Corporate Social Responsibility Committee of the Board

3. For Mr. Bhupal B. Nandgave, Whole Time Director (Works)

I.	Information about the Appointee	
(1)	Background details	Mr. Bhupal B. Nandgave: Mr. Bhupal B. Nandgave has Diploma in Mechanical Engineering and has extensive background and vast experience in manufacturing, material management and operations.

(2)	Past Remuneration details	Mr. Bhupal B. Nandgave		
		Sr. No.	Financial Year	Remuneration (In ₹ Lakhs)
		1	2017-18	23.67
		2	2016-17	22.20
		3	2015-16	20.85
(3)	Recognition or awards	N. A.		
(4)	Job profile and his suitability	Mr. Bhupal B. Nandgave is responsible for managing Operations of both the Units located at Kolhapur including various departments like Research & Development, Customer Support, Production, Human Resources, Supply chain management and such other duties as may be assigned by the Board from time to time.		
(5)	Remuneration proposed	The terms of remuneration to Mr. Bhupal B. Nandgave is detailed in Explanatory Statement to item No. 8 hereinabove.		
(6)	Comparative remuneration profile with respect to industry, size of the company, profile of the position and person	The remuneration proposed is reasonable when compared to the exigencies of the global stature & complexity of business of the Company and commensurate with the similar industry (manufacturing), operating in India and the profile of the position.		
(7)	Pecuniary relationship directly or indirectly with the Company, or relationship with the managerial personnel, if any	Mr. Bhupal B. Nandgave is not related to any other Director, Promoter or Key Managerial Person.		
II. Other Information:				
(1)	Reasons of loss or inadequate profits	With economic slowdown, high interest rate and delay in setting up of new Printing Press by our customers, the demand for Company's products has decreased. This overall economic and Printing Press Machinery industry sentiment is likely to affect the Company's operation. Though the Company has made strategic plans to face the present economic situation, however, in view of uncertainty in economic scenario, profits may not be as per the planned projections.		
(2)	Steps taken or proposed to be taken for improvement	The Company's R&D Centre is pursuing opportunities for manufacturing other engineering products which large needs similar infrastructure and skill sets.		
(3)	Expected increase in productivity and profits in measurable terms	The Company's tight control on costs and higher asset productivity will help in reducing overall costs and increase profits.		
III. Disclosures				
1. Remuneration package of the managerial person: Fully described in the respective explanatory statement as stated above				
2. Disclosures in the Board of Directors' report under the heading "Corporate Governance" attached to the Annual report of the Company				
3. Information as required under Regulation 36(3) of the Listing Regulations:				
a) Brief Resume, Nature of his expertise, Disclosure of his relationship between Directors inter-se		Please read 'information about the appointee' above		
b) No. of shares held:		1,200		
c) Directorships in other listed companies:		NIL		
d) Committee positions held:		Member of Corporate Social Responsibility Committee of the Board		

DIRECTORS' REPORT

Dear Members,

Your Directors have the pleasure in presenting this Forty Sixth Directors' Report together with the audited Annual Accounts of the Company for the financial year ended March 31, 2018.

FINANCIAL PERFORMANCE

The highlights of the financial position for the year under review as compared to the corresponding period in the previous year are given below:

(₹ in Lakhs)

Particulars	Standalone		Consolidated	
	2017-18	2016-17	2017-18	2016-17
Total Income	19,913.89	29,305.67	19,911.83	29,256.94
Total Expenses	20,256.03	29,331.79	20,257.31	29,329.38
Profit / (Loss) before Taxation	(342.14)	(26.12)	(345.48)	(72.44)
Exceptional Items	(1,500.00)	(4,196.29)	-	144.49
Tax Expense	193.59	173.16	193.58	173.15
Profit/(Loss) from Discontinued Operations after Tax	-	-	(862.64)	(3,436.29)
Profit / (Loss) after Taxation	(2,035.73)	(4,395.57)	(1,401.70)	(3,537.39)
Other Comprehensive Income	139.35	(1.16)	139.73	(9.24)
Total Comprehensive Income for the year, Net of Taxes	(1,896.38)	(4,396.73)	(1,261.97)	(3,546.63)
Earnings Per Share (in ₹) (basic & considering exceptional items)	(6.69)	(14.45)	(1.77)	(0.33)

DIVIDEND

Your Directors are pleased to recommend Dividend at 30% (₹ 0.60/- per Equity Share of ₹ 2/- each) on equity shares for the year ended March 31, 2018, subject to the approval of shareholders at the ensuing annual general meeting of the Company. The Dividend distribution would result in cash outflow of ₹ 220.68 Lakhs (including Dividend Distribution Tax).

OPERATIONS AND FINANCE

Your directors have analyzed Company's operations and financials in detail in Management's Discussion and Analysis.

PRINTING INDUSTRY

Printing industry slowed down with the global economic meltdown & inflation. Due to digital media, the paper printing industry weakened. The worldwide newspaper industry is facing year after year of shrinking advertising and circulation revenues of printed newspapers. Publishers are moving out of the traditional newsgathering role by adopting an 'online-first' approach. This shift has caused the decline in the demand of printing machineries.

Maintaining existing customer base, servicing them with the goal of retaining their business is imperative.

COMPANY

Motivating management practices, excellent leadership, highly skilled workforce and a well focused approach has led Manugraph to achieving the goal of being the leader in the niche 4-page Newspaper Offset Printing Press market. Manugraph develops strong business partnerships with clients, providing most satisfactory after-sale services on a continuous basis.

In India, Manugraph ranks as Numero Uno in the manufacture of web offset presses. With a whopping 60% market share and quality presses ranging in speeds from 35,000 - 70,000 copies per hour, Manugraph presses are present in nearly all major publication houses.

Manugraph has significant presence in the international market too. Leading publishers from South America, Europe, Middle East, Asia & the CIS countries have all invested in Manugraph presses.

Operations for the year was affected due to strike by workmen for about 4 months which has severely impacted the financials. Your Company continues to face challenging external scenario including demand.

Your Company successfully entered into the business of CI Flexo packaging printing machine during the year. The Company foresees a very good demand of package printing machines in India.

MANAGEMENT'S DISCUSSION AND ANALYSIS

In terms of the provisions of Regulation 32 of the Securities and Exchange Board of India (Listing Obligations and Disclosure Requirements) Regulations, 2015, (hereinafter referred to as 'SEBI Listing Regulations'), the management's discussion and analysis is set out in this Annual Report.

PUBLIC / FIXED DEPOSITS

Your Company has not accepted any public / fixed deposits during the year and as such no amount of interest and principal deposit was outstanding as on the balance sheet date.

SUBSIDIARIES

Manugraph Americas Inc.

The Printing industry in America has been going through very challenging times over the last decade, mainly due to the spread of electronic media and green initiatives coupled with pricing disadvantages.

Under the circumstances, there has been severe strain in the operations and financials of the wholly owned subsidiary company Manugraph Americas Inc. over the years. The operations were substantially scaled down and were carried out on a cash neutral basis. Over the years, we also managed to reduce the exposure to debts significantly. However, considering that there were no new orders for presses over the past 12 months and no clear visibility of any forthcoming cases, the management decided to voluntarily wind up the operations. Accordingly, a petition under Chapter 11 was filed at the US Bankruptcy court, middle district of Pennsylvania on June 1, 2017. Presently, the proceedings are managed as a debtor in possession under the supervision of the court. As of March 2018, substantially all the movable assets have been disposed off. A realtor has been appointed for sale of the property and the same has been listed. Accounts for the year ended March 2018 has been prepared on a discontinued operations basis. Accordingly, the equity value has been fair valued and necessary provision for impairment has been made in the accounts.

Constrad Agencies (Bombay) Pvt. Ltd.

During the year, there was no major business activity in the Company. The Holding Company viz. Manugraph India Limited invested ₹ 20 Lakhs in this subsidiary company to enable the subsidiary company to meet its routine administrative expenses.

A report on the performance and financial position of each of the subsidiaries, associates and joint ventures as per the Companies Act, 2013 is provided after Consolidated Financial Statements. The policy for determining material subsidiaries as approved by the Board may be accessed on the Company's website viz. www.manugraph.com.

In accordance with the provisions of Section 129(3) of the Companies Act, 2013 read with Rule 8 of the Companies (Accounts) Rules, 2014, as amended, the Consolidated Financial Statements forms part of this Annual Report. The financial position and performance of each of the said subsidiary companies are given in the statement containing the salient features of the financial statements of the said subsidiary companies of the Company, which is annexed to this report.

In accordance with the third proviso to Section 136(1) of the Companies Act, 2013, the Annual Report of the Company, containing therein its standalone financial statements and the consolidated financial statements and all other documents required to be

attached thereto has been hosted on its website www.manugraph.com. Further, in accordance with the fourth proviso to the said section, the audited annual accounts of each of the said subsidiary companies of the Company have been hosted on the Company's website www.manugraph.com.

Any shareholder interested in obtaining a physical copy of the aforesaid financial statements may write to the Company Secretary at the Registered Office of the Company. Further, please note that the said financial statements will also be available for inspection by the Members of the Company at the Registered Office of the Company during business hours from 11.00 a.m. to 1.00 p.m. on all working days except Saturdays, Sundays, Bank Holidays and National Holidays.

BOARD OF DIRECTORS

The Board of Directors on the recommendation of the Nomination & Remuneration Company, appointed Mrs. Basheera Indorewala as an Additional Independent Director of the Company w.e.f. February 7, 2018. A brief profile of Mrs. Indorewala is provided in the notice convening the ensuing Annual General Meeting ('AGM').

Mrs. Indorewala holds office only upto the date of the forthcoming AGM and a Notice under Section 160(1) of the Act has been received from a Member signifying its intention to propose Mrs. Indorewala's appointment as a Director.

Necessary declaration has been received from Mrs. Basheera Indorewala that she meets the criteria of Independence prescribed under Section 149(6) of the Act and the Companies (Appointment and Qualification of Directors) Rules, 2014 and Regulation 25(8) of the Securities and Exchange Board of India (Listing Obligations and Disclosure Requirements) Regulations, 2015, as amended.

Your Directors recommend the appointment of Mrs. Basheera Indorewala as an Independent Director for a period of 5 years, not liable to retire by rotation.

In accordance with the provisions of the Companies Act, 2013 and Company's Articles of Association, Mr. Sanjay S. Shah retires by rotation and is eligible for re-appointment. The Board recommends his re-appointment. None of the independent directors are due for retirement.

Brief profile of Mr. Sanjay S. Shah proposed to be re-appointed as Director of the Company is provided in the notice convening the ensuing AGM.

Declaration of Independence

All the Independent Directors of the Company have given their respective declarations stating that they meet the criteria prescribed for independence under the applicable laws and in the opinion of the Board, all the Independent Directors of the Company meet the said criteria.

Board Evaluation

Evaluation of performance of all Directors is undertaken annually. The Company has implemented a system of evaluating performance of the Board of Directors and of its Committees and individual Directors on the basis of a structured questionnaire which comprises evaluation criteria taking into consideration various performance related aspects. The Board of Directors has expressed their satisfaction with the evaluation process. The evaluation parameters and the process have been explained in the Corporate Governance Report.

Independent Directors also reviewed the performance of non-independent Directors and the Board as a whole in line with the Company's policy on Board Evaluation.

Appointment & Remuneration Policy

The Board of Directors had reviewed Policy for Appointment of Directors and Senior Management and Evaluation of Directors' Performance, copy of which is placed on the website of the Company viz. www.maugraph.com.

Non Executive Directors

The Non Executive Directors ('NED') are paid remuneration by way of Sitting Fees. During the year, the Company paid sitting fees of ₹ 15,000/- per meeting to the NEDs for attending meetings of the Board & Audit Committee and ₹ 9,000/- per meeting to the NEDs for attending Nomination & Remuneration Committee meeting.

Executive Directors

Executive Directors are paid remuneration by way of salary, perquisites, allowances and commission. Salary is paid within the range fixed by the members of the Company.

Management Staff

Remuneration of employees largely consists of basic remuneration, perquisites, allowances and performance incentives. The components of the total remuneration vary for different grades and are governed by industry patterns, qualifications and experience of the employee, responsibilities handled by him, his annual performance, etc.

DISCLOSURES

Meetings of the Board

Four Board Meetings were held during the year and the gap between any two Board Meetings was not more than one hundred and twenty days, thereby complying with applicable statutory requirements. The meetings were held on May 26, 2017, September 14, 2017, November 23, 2017, and February 7, 2018.

Board Committees

As on March 31, 2018, the Board had four committee viz. Audit Committee, Stakeholders Relationship Committee, Nomination & Remuneration Committee and Corporate Social Responsibility (CSR) Committee. A detailed note on composition, functions and roles of each of the Committees are provided separately under Corporate Governance Report of this Annual Report.

RELATED PARTY TRANSACTIONS

All related party transactions that were entered into during the financial year were on an arm's length basis and were in the ordinary course of business. There are no materially significant related party transactions made by the Company with Promoters, Directors, Key Managerial Personnel or other designated persons or entities which may have a potential conflict with the interest of the Company at large.

All Related Party Transactions are placed before the Audit Committee as also the Board for approval. Attention of members is drawn to the disclosure of transactions with related parties set out in Note No. 31 of Standalone Financial Statements, forming part of the Annual Report.

The policy on Related Party Transactions as approved by the Board is available on website of the Company viz.: www.manugraph.com.

CORPORATE SOCIAL RESPONSIBILITY (CSR)

The Company aims to further the socio economic welfare to the lesser privileged and to those in need through its CSR activities. Your Company lays special emphasis on education and vocational training of youth including females in the local community for their economic empowerment. In order to achieve this objective your Company continues to support Industrial Training Institutes.

Apart from the above, the Company provides education and other loans to employees which enable their children for higher education.

Since the Company has not earned profits in the previous financial year, the Company is not mandatorily required to contribute towards CSR activities. The Annual Report on our CSR Activities is appended as 'Annexure A' to this report.

EXTRACTS OF ANNUAL RETURN

The details forming part of the extract of the Annual Return in Form MGT 9 is available on the website of the Company viz. www.manugraph.com.

STATUTORY AUDITORS

The members of the Company at its Annual General Meeting held on August 27, 2014 have appointed M/s. Natvarlal Vepari & Co., Chartered Accountants, as the Statutory Auditors of the Company to hold office upto the conclusion of the fifth consecutive annual general meeting of the Company.

M/s. Natvarlal Vepari & Co. has confirmed their eligibility as Statutory Auditors. M/s. Natvarlal Vepari & Co. has also confirmed that they hold a valid certificate issued by the Peer Review Board of the Institute of Chartered Accountants of India.

The report of the auditors to the shareholders is a part of the Annual Report. The notes to the Accounts, that are a part of the financial statements, are self-explanatory and need no further clarifications or explanations.

During the year under review, neither the Statutory Auditors nor the Secretarial Auditors has reported to the Audit Committee any instances of fraud committed against the Company by its officers or employees of the Company.

SECRETARIAL AUDITOR

Pursuant to the provisions of Section 204 of the Companies Act, 2013 and the relevant provisions of the Companies (Appointment and Remuneration of Managerial Personnel) Rules, 2014, the Company had appointed M/s. Aashish K. Bhatt & Associates, a Company Secretary in Practice to act as Secretarial Auditor of the Company for the financial year 2017-18. The Report of the Secretarial Audit is annexed herewith as 'Annexure C'. The Secretarial Audit Report does not contain any qualification, reservation or adverse remark.

COST AUDITOR

Pursuant to the provisions of Section 148 of the Companies Act, 2013 read with Notifications / Circulars issued by the Ministry of Corporate Affairs from time to time, the Board has appointed M/s. C.S. Adawadkar & Co., Cost Accountants, to conduct the audit of the cost records of the Company for the financial year 2017-18.

The Cost Audit Report is required to be filed within 180 days from the end of the financial year. The Cost Audit Report for the financial year ended March 31, 2017 was filed within the due date and for March 31, 2018 will be filed within the prescribed period.

COMPLIANCE WITH SECRETARIAL STANDARDS

The Company has complied with Secretarial Standards issued by the Institute of Company Secretaries of India on Board Meetings and Annual General Meetings.

DIRECTORS' RESPONSIBILITY STATEMENT

To the best of their knowledge and belief and according to the information and explanations obtained by them, your Directors make the following statements in terms of Section 134(3)(c) of the Companies Act, 2013:

- (i) that in the preparation of the annual financial statements for the year ended March 31, 2018, the applicable accounting standards have been followed along with proper explanation relating to material departures, if any.
- (ii) that such accounting policies have been selected and applied consistently and judgment and estimates have been made that are reasonable and prudent so as to give a true and fair view of the state of affairs of the Company as at March 31, 2018 and of the loss of the Company for the year ended on that date;
- (iii) that proper and sufficient care has been taken for the maintenance of adequate accounting records in accordance with the provisions of the Companies Act, 2013 for safeguarding the assets of the Company and for preventing and detecting fraud and other irregularities;
- (iv) that the annual financial statements have been prepared on a going concern basis;
- (v) that proper internal financial controls were in place and that the financial controls were adequate and were operating effectively; and
- (vi) that systems to ensure compliance with the provisions of all applicable laws were in place and were adequate and operating effectively.

CORPORATE GOVERNANCE

The Company believes that sound corporate governance is a key element for enhancing and retaining the trust of investors and various other stakeholders. The Company observes high standards of corporate governance in all areas of its functioning with strong emphasis on transparency, integrity and accountability. Corporate Governance is a journey for constantly improving sustainable value creation.

As required under the provisions of Regulation 34(3) read with Schedule V of the SEBI Listing Regulations, a separate report on Corporate Governance forms part of this Annual Report, together with a Certificate from the Auditors of the Company regarding compliance of conditions of Corporate Governance.

HUMAN RESOURCES

Employees are vital to the Company. Your Company considers that 'the power of knowledge engineering' is powered by its people. To achieve its aim of attracting, retaining and developing a committed workforce, your Company sustained various growth and developments initiatives during the year. However, Long-term settlement agreement with workers has delayed because of very high demand for hike in already high wage levels. The Company is at advance stage of negotiations for settlement with the Labour Union.

Your Company is committed to provide a healthy and safe work environment free from accidents, injuries and occupational health hazards.

The Company had a total of 996 permanent employees as on March 31, 2018.

Particulars of Employees

Disclosures with respect to the remuneration of Directors and employees as required under Section 197 of the Act and Rule 5 (1) of the Companies (Appointment and Remuneration of Managerial Personnel) Rules, 2014 (Rules) have been appended as Annexure B to this report. Details of employee remuneration as required under provisions of Section 197 of the Companies Act, 2013 and Rule 5(2) and 5(3) of the Rules are available at the Registered Office of the Company during working hours, 21 days before the Annual General Meeting and shall be made available to any shareholder on request. Such details are also available on your Company's website www.manugraph.com.

The Company states that there are no employees (other than Managing Directors) employed throughout the financial year 2017-18 and drawing a salary of ₹ 1.02 crore per annum or more or employed for part of the year and in receipt of remuneration of ₹ 8.50 Lakhs or more per month as required under Section 197 of the Companies Act, 2013 read with Rule 5(2) of the Companies (Appointment and Remuneration of Managerial Personnel) Rules, 2014. The details of salary paid to Managing Directors are part of Corporate Governance Report, forming part of this Report.

PARTICULARS OF LOANS, GUARANTEES OR INVESTMENTS

Details of Loans, Guarantees and Investments covered under the provisions of Section 186 of the Companies Act, 2013 are given in the notes to the Financial Statements.

RISK MANAGEMENT

In a rapidly changing business environment, companies in printing industry face numerous risks that impact their businesses. It is therefore, imperative to identify and address these risks and at the same time leverage opportunities for achieving business objectives.

To establish and maintain a system of risk management and internal control, the Board periodically reviews the risk management system and maintenance of a risk profile (both financial and non-financial risks).

A brief report on risk evaluation and management is provided under Management's Discussion and Analysis Report forming part of this Annual Report.

INTERNAL FINANCIAL CONTROLS

The Company has a well placed, proper and adequate IFC system which ensures that all assets are safeguarded and protected and that the transactions are authorised, recorded and reported correctly. The Company's IFC system also comprises due compliances with Company's policies and Standard Operating Procedures (SOPs).

The Company has appointed Internal Auditors who report to Audit Committee of the Board. The Audit Committee reviews internal audit reports periodically based annual internal audit plan.

WHISTLE BLOWER POLICY

The Company has in place a whistleblower policy, to support the Code of Business Ethics. This policy documents the Company's commitment to maintain an open work environment in which employees, consultants and contractors are able to report instances of unethical or undesirable conduct, actual or suspected fraud or any violation of Company's Code of Business Ethics at a significantly senior level without fear of intimidation or retaliation.

The Whistle Blower Policy has been posted on the website of the Company viz. www.manugraph.com.

DISCLOSURE IN TERMS OF THE SEXUAL HARASSMENT OF WOMEN AT WORKPLACE (PREVENTION, PROHIBITION AND REDRESSAL) ACT, 2013

The Company has set up an Internal Complaints Committee for providing a redressal mechanism pertaining to sexual harassment of women employees at workplace. During the year, there were no complaints relating to sexual harassment.

CONSERVATION OF ENERGY, TECHNOLOGY ABSORPTION AND FOREIGN EXCHANGE EARNINGS AND OUTGO

The information on conservation of energy, technology absorption and foreign exchange earnings and outgo stipulated under Section 134(3)(m) of the Companies Act, 2013 read with the Companies (Accounts) Rules, 2014 is annexed as 'Annexure D'.

CAUTIONARY STATEMENT

Statements in the Directors' Report & Management Discussion and Analysis describing the Company's objectives, projections, estimates, expectations or predictions may be forward looking statements. Actual results could differ materially from those expressed or implied. Important factors that could make difference to the Company's operations include cyclical demand, changes in government regulations, tax regimes, economic development and other ancillary factors.

APPRECIATIONS

Your Directors would like to thank all stakeholders, namely, customers, shareholders, dealers, suppliers, bankers, employees and all other business associates for the continuous support given by them to the Company and its Management.

For and on behalf of the Board

Place : Mumbai
Date : May 24, 2018

Sanat Shah
Chairman

Annual Report on Corporate Social Responsibility (CSR) activities for the financial year 2017-18

1. Brief outline of the Company's CSR Policy:

Recognising that the business enterprises are economic organs of the society and draw on societal resources, Manugraph India Limited ('the Company') believes in sustainability of environment replenishment, economic development and well-being of the communities and employees.

The Company's CSR activities, amongst others, will focus on:

- Hunger, Poverty, Malnutrition and Health / Health Care
- Education
- Rural Development
- Gender Equality and empowerment of Women
- Environmental sustainability including providing direct assistance or through Prime Minister's Relief Fund or Chief Minister's Relief Fund or any other national level or state level calamity relief fund to needy who have suffered due to natural disaster and calamities.

The Company undertakes its CSR activities approved by the CSR Committee either by the Company's personnel or through such other institutions / organisations as approved by the CSR Committee from time to time.

2. Composition of CSR Committee:

Mr. Pradeep S. Shah, Chairman of the Committee

Mr. Bhupal B. Nandgave, Member

Mr. Abhay J. Mehrotra, Member

3. Average Net profits of the Company for the last three financial years – ₹ (1,945.91) Lakhs

4. Prescribed CSR Expenditure (two per cent of the amount as above) – ₹ (38.92) Lakhs

5. Details of CSR spent during the financial year: Not Applicable

The Responsibility Statement of the Corporate Social Responsibility Committee of the Board of Directors of the Company is reproduced below:

'The implementation and monitoring of Corporate Social Responsibility (CSR) Policy, is in compliance with CSR objectives and policy of the Company.'

Sanjay S. Shah

Vice Chairman & Managing Director

Pradeep S. Shah

Chairman of the CSR Committee

Details pertaining to remuneration as required under Section 197(12) of the Companies Act, 2013 read with Rule 5(1) of the Companies (Appointment and Remuneration of Managerial Personnel) Rules, 2014

- (i) The percentage increase in remuneration of each Director, Chief Financial Officer and Company Secretary during the financial year 2017-18 and ratio of the remuneration of each Director to the median remuneration of the employee of the Company for the financial year 2017-18 are as under:

Name of the Director	Title	Remuneration in FY 2017-18 (₹ in Lakhs)	% Increase in Remuneration in FY 2017-18	Ratio of remuneration of each Director to median remuneration of employees
Sanjay S. Shah	Vice Chairman & Managing Director	118.79	NIL	31.11
Pradeep S. Shah	Managing Director	118.80	NIL	31.11
Sanat M. Shah	Chairman	0.60	Non-Executive Directors are not paid any remuneration / commission save and except the sitting fees. The ratio of remuneration and percentage increase is therefore not considered.	
Hiten C. Timbadia	Independent Director	1.48		
Amit N. Dalal	Independent Director	0.70		
Perses M. Bilimoria	Independent Director	1.48		
Abhay J. Mehrotra	Independent Director	1.09		
Jai S. Diwanji	Independent Director	0.30		
Sohni H. Daswani	Independent Director	0.30		
Basheera J. Indorewala	Independent Director	0.15		
Bhupal B. Nandgave	Whole Time Director (Works)	23.67	6.58%	6.20
Suresh Narayan	Chief Financial Officer	29.22	2.83%	N.A.
Mihir Mehta	Company Secretary	15.78	2.33%	N.A.

- The median remuneration of employees of the Company during the financial year was ₹ 3.81 Lakhs
- In the financial year, there was an increase of 2.92% in the median remuneration of employees
- There were 996 permanent employees on the rolls of Company as on March 31, 2018
- Average percentage increase made in the salaries of employees other than the managerial personnel in the last financial year i.e. 2017-18 was approx. 2% whereas the increase in the managerial remuneration for the same financial year was 0.87%.
- It is hereby affirmed that the remuneration paid is as per the Remuneration Policy for Directors, Key Managerial Personnel and other Employees.
- The statement containing names of top ten employees in terms of remuneration drawn and the particulars of employees as required under Section 197(12) of the Act read with Rule 5(2) of the Companies (Appointment and Remuneration of Managerial Personnel) Rules, 2014, is provided in a separate annexure forming part of this report. Further, the report and the accounts are being sent to the members excluding the foresaid annexure. In terms of Section 136 of the Act, the said annexure is open for inspection at the Registered Office of the Company. Any shareholder interested in obtaining a copy of the same may write to the Company Secretary.

(ii) Information as per Rule 5(2) of the Companies (Appointment and Remuneration of Managerial Personnel) Rules, 2014:

Employee Name	Mrs. Basheera Indorewala	Mr. Sanat M. Shah	Mr. Sanjay S. Shah	Pradeep S. Shah	Bhupal B. Nandgave
Designation	Independent Director	Chairman	Vice Chairman and Managing Director	Managing Director	Whole time director (Works)
Educational Qualification	MSc. - Marketing & Strategic Management	B.Com	B.com.	DME	DME
Age (years)	34	85	58	57	64
Experience (in years)	11	53	34	33	38
Date of joining	07.02.2018	25-04-1972	11-08-1989	11-08-1989	10.12.2012
Gross Remuneration (₹ Lakhs)	NA	NA	119.18	119.19	23.66
Previous employment	English Opens Doors Program, Chile	NA	NA	NA	NA

Form No. MR-3

Secretarial Audit Report

[Pursuant to section 204(1) of the Companies Act, 2013 and rule No. 9 of the Companies (Appointment and Remuneration Personnel) Rules, 2014]

for the financial year ended 31st March, 2018

To
The Members,
Manugraph India Limited

Dear Sirs,

I have conducted the secretarial audit of the compliance of applicable statutory provisions and the adherence to good corporate governance practices by **Manugraph India Limited** (hereinafter called "the Company"). Secretarial Audit was conducted in a manner that provided me a reasonable basis for evaluating the corporate conducts / statutory compliances and expressing my opinion thereon.

Based on my verification of the Company's books, papers, minutes books, forms and returns filed and other records maintained by the Company and also the information provided by the Company, its officers, agents and authorized representatives during the conduct of secretarial audit, I hereby report that in my opinion, the Company has, during the audit period covering the financial year ended on 31st March, 2018, complied with the statutory provisions listed hereunder and also that the Company has proper Board processes and compliance mechanism in place to the extent, in the manner and subject to the reporting made hereinafter:

I have examined the books, papers, minute books, forms and returns filed and other records maintained by the Company, for the financial year ended on 31st March, 2018, according to the provisions of:

- i. The Companies Act, 2013 (the Act) and the rules made thereunder;
- ii. The Securities Contracts (Regulation) Act, 1956 ('SCRA') and the rules made thereunder;
- iii. The Depositories Act, 1996 and the Regulations and Bye-laws framed thereunder – Not Applicable;
- iv. Foreign Exchange Management Act, 1999 and the rules and regulations made thereunder to the extent of Foreign Direct Investment, Overseas Direct Investment; There are no external commercial borrowing.
- v. The following regulations and guidelines prescribed under the Securities and Exchange Board of India Act, 1992 (the 'SEBI Act') are applicable :-
 - a) The Securities and Exchange Board of India (Substantial Acquisition of Shares and Takeovers) Regulations, 2011;
 - b) The Securities and Exchange Board of India (Prohibition of Insider Trading) Regulations, 2015;

Following regulations and guidelines as prescribed under the SEBI Act are not applicable to the Company during the financial year under report:-

 - c) The Securities and Exchange Board of India (Issue of Capital and Disclosure Requirements) Regulations, 2009;
 - d) The Securities and Exchange Board of India (Share Based Employees Benefits) Regulations, 2014;
 - e) The Securities and Exchange Board of India (Issue and Listing of Debt Securities) Regulations, 2008;
 - f) The Securities and Exchange Board of India (Delisting of Equity Shares) Regulations, 2009;
 - g) The Securities and Exchange Board of India (Buyback of Securities) Regulations, 1998;
 - h) The Securities and Exchange Board of India (Registrars to a Issue and Share Transfer Agents) Regulations, 1993, regarding the Companies Act and dealing with client;
- vi. Taking into consideration, business activities of the Company and confirmation received from the Management, there are no specific regulator / law whose approval is required for undertaking business operations of the Company and hence no

comment is invited in respect of the same. We have in-principally verified existing systems and mechanism which is followed by the Company to ensure compliance of other applicable laws and have relied on the representation made by the Company and its Officers in respect of aforesaid systems and mechanism for compliances of other applicable acts, laws and regulations and found the satisfactory operation of the same.

I have also examined compliances with applicable clauses of:

- (i) Secretarial Standards issued by the Institute of the Company Secretaries of India;
- (ii) The Securities and Exchange Board of India (Listing Obligations and Disclosure Requirements) Regulations, 2015 and Listing Agreements entered into by the Company with the Stock Exchange(s).

During the financial year under report, the Company has complied with the provisions of the Act, rules, regulations, guidelines, standards etc. as mentioned above and we have no material observation(s) of instances of non compliance in respect of the same.

I further report that:

The Board of Directors of the Company is duly constituted with proper balance of Executive Directors, Non-Executive Directors and Independent Directors. The changes in the composition of the Board of Directors that took place during the year under review were carried out in compliance with the provisions of the Act.

Adequate notice, agenda and detailed notes may have been given to all Directors to schedule the Board Meetings at least seven days in advance and a system exists for seeking and obtaining further information and clarifications on the agenda items before the meeting and for meaningful participation at the meeting.

Majority decisions are carried through while the dissenting members' views are captured and recorded as part of the minutes.

I have relied on the representation made by the Company and its Officers for adequate systems and processes in the Company commensurate with its size & operation to monitor and ensure compliance with applicable laws.

I further report that during the audit period, the Company has undertaken event / action having a major bearing on the Company's affairs in pursuance of the above referred laws, rules, regulations, guidelines, standards, etc. referred to above viz.

- (i) Declaration of Dividend on Equity Shares;
- (ii) Sale of Assets and/or winding up of Manugraph Americas Inc., wholly owned subsidiary company of Manugraph India Limited;
- (iii) Receipt of strike notice dated May 18, 2017 from Manugraph India Limited Employees' Union regarding settlement of wage revision for bargaining employees and its subsequent withdrawn on September 23, 2017;
- (iv) Appointment of Ms. Basheera Indorewala, Additional Independent director w.e.f. 07.02.2018

For **Aashish K. Bhatt & Associates**
Company Secretaries
(ICSI Unique Code S2008MH100200)

Aashish Bhatt
Proprietor
 ACS No.: 19639
 COP No.: 7023

Place: Mumbai
 Dated: May 24, 2018

APPENDIX A

**To,
The Members,
Manugraph India Limited**

My report of even date is to be read along with this letter.

1. The responsibility of maintaining Secretarial record is of the management and based on our audit, we have expressed my opinion on these records.
2. I am of the opinion that the audit practices and process adopted to obtain assurance about the correctness of the Secretarial records were reasonable for verification.
3. I have not verified the correctness and appropriateness of financial records and books of accounts of the Company.
5. The management is responsible for compliances with corporate and other applicable laws, rules, regulations, standards etc. Our examination was limited to the verification of procedure and wherever required, I have obtained the Management Representation about the compliance of laws, rules and regulations etc.
6. The Secretarial Audit report is neither an assurance as to the future viability of the Company nor of the efficacy or effectiveness with which the management has conducted the affairs of the Company.

**For Aashish K. Bhatt & Associates
Company Secretaries
(ICSI Unique Code S2008MH100200)**

**Aashish Bhatt
Proprietor**

ACS No.: 19639

COP No.: 7023

Place: Mumbai

Dated: May 24, 2018

PARTICULARS OF ENERGY CONSERVATION, TECHNOLOGY ABSORPTION AND FOREIGN EXCHANGE EARNINGS AND OUTGO REQUIRED UNDER THE COMPANIES (ACCOUNTS) RULES, 2014

A. CONSERVATION OF ENERGY

Apart from implementing systematically the energy conservation measures mentioned in the earlier report, conscious efforts were made to bring awareness among energy users for energy conservation. The additional efforts were also made.

1. Power factor of plant is maintained to unity resulting in optimum utilization of power.
2. Replacement of high power consuming conventional 250W Hi Bay luminaries with energy efficient 100W LED luminaries, qty.12 Nos.
3. Replacement of high power consuming conventional 400W metal halide Hi Bay luminaries with energy efficient 150W LED luminaries, qty.8 Nos.
4. Replacement of high power consuming conventional 150W metal halide Flood light luminaries with energy efficient 31W LED luminaries, qty.3 Nos. and with 70W LED luminaries, qty.7 Nos.
5. Replacement of high power consuming conventional 144W PLL Street light luminaries with energy efficient 70W (Qty. 8 nos) and with 31W (Qty. 3 nos.) LED luminaries.
6. Replacement of high power consuming conventional 36W PLL Street light luminaries with energy efficient 31W LED luminaries, qty.5 Nos.
7. Replacement of high power consuming conventional 80W Street light luminaries with energy efficient 31W LED luminaries, qty.5 Nos.
8. Replacement of high power consuming conventional 36/40W tube light luminaries with energy efficient 20W LED tube light, qty.93 Nos.
9. Replacement of high power consuming conventional 36W PLL tube lights with energy efficient 18W LED PLL tubes, qty.24 Nos.
10. Replacement of high power consuming conventional 400W metal halide Flood light luminaries with energy efficient 70W LED luminaries, qty.5 Nos.
11. Replacement of high power consuming conventional 80W tube light luminaries with energy efficient 15W LED luminaries, qty.4 Nos.
12. Replacement of high power consuming conventional 36/40W tube lights with energy efficient 5/9W LED lamps, qty.11 Nos.
13. Replacement of high power consuming conventional 36/40W tube lights, 30Nos with energy efficient 28W LED cove (strip) light, 11 Nos.
14. The waste treated water from STP plant is being used for gardening purpose through pipeline. It produces the better hygienic, green & ecofriendly atmosphere.
15. 35W LED Street lights installed against ordinary 56W Asian lamp fixtures- 04 Nos.
16. Use of electronic ballast against conventional copper chokes for 40Watt tube lights.

B. TECHNOLOGY ABSORPTION: -

1. Efforts made in technology absorption:

The focus on improvement in existing products and development of new products was maintained throughout the year. Thrust is given on strengthening of manpower infrastructure in application of Computer Aided Design and Engineering software to meet the diverse customer requirements for different types of presslines. Efforts are taken to enhance ERP system to facilitate improving design cycle. Software development wing is strengthened for effective implementation of in-house developed software's for Printing machines.

The new machines and main features under development / developed are:

1. Development of Ecoline in 578 cut off and 915mm web width is completed.
2. Development of new Hiline Printing Tower in 2x1 segment with 45000 IPH speed is in progress.
3. Development of Flying Splicer AP3550 for 35000 IPH speed and 50" reel handling capacity is in progress with Optional modular Infeed for speed up to 45000 IPH. Prototype testing is in progress.
4. Development of 1/8th Fold for 630mm cut-off is in progress.
5. CI Flexo Printing technology absorption in co-operation with Italian Partner is in process.
6. MIL Product interfacing (design support) with other make Presslines.

2. Benefits derived as a result of the above R&D:

- a. New products developed.
- b. More automation on existing products.
- c. Cost reduction and space saving on machines.
- d. Performance improvement.
- e. Shorter time to market for new products.
- f. Expanding domestic & Export market
- g. Diversification in Product offering and Market Segment
- h. Import substitution.

3. Expenditure on R&D:

(₹ in Lakhs)

a. Capital	--
b. Recurring	258.48
Total	258.48

Total R&D expenditure as a percentage of net sales 1.46%

C. FOREIGN EXCHANGE EARNINGS AND OUTGO:

1. Activities relating to exports; Initiatives taken to increase exports, development of new export markets for products and services; and export plans;

During the year under review, the Company is continuously exploring the possibilities of exporting more of its products to countries in Europe, Middle East Asia, Africa, South America and Australia.

2. Total foreign exchange used and earned :

The information on foreign exchange earnings and outgo is as under:

(₹ in Lakhs)

Earnings in foreign currency	1,628.86
Expenditure in foreign currency	113.95

Form MGT - 9
Extracts of Annual Return
As on the financial year ended March 31, 2018
(Pursuant to section 92(3) of the Companies Act, 2013 and Rule 12(1) of the
Companies
(Management and Administration) Rules, 2014)

I.	Registration and Other details					
i)	CIN	L29290MH1972PLC015772				
ii)	Registration date	25-04-1972				
iii)	Name of the Company	Manugraph India Limited				
iv)	Category / Sub Category of the Company	Public Company, limited by shares				
v)	Address of the Registered Office and contact details	Sidhwa House, 1st Floor, N.A. Sawant Marg, Colaba, Mumbai - 400 005				
vi)	Whether listed company	Yes				
vii)	Name, address and contact details of Registrar and Transfer Agent, if any	Link Intime India Private Limited, C101, 247 Park, L. B. S. Marg, Vikhroli (W), Mumbai – 400 083, India Phone : 91 22 49186270 Fax : 91 22 49186060 Email: rnt.helpdesk@linkintime.co.in. Website: www.linkintime.co.in				
II.	Principal business activities of the Company		Manufacturer of Printing Machinery			
III.	Particulars of Holding, Subsidiary and Associate Companies					
Sr. No.	Name of the Company	Address	CIN / GLN	Holding / Subsidiary / Associate	% of shares held	Applicable Section
1)	Manugraph Americas Inc.	P.O. Box 573, Elizabethville, PA 17023 USA	NA	Subsidiary	100%	2(87)(ii)
2)	Constrad Agencies (Bombay) Pvt. Ltd.	Sidhwa House, 1st Floor, N.A. Sawant Marg, Colaba, Mumbai - 400 005	U51100MH1986PTC039336	Subsidiary	100%	2(87)(ii)
IV.	Shareholding pattern (Equity share capital breakup as percentage of Total Capital)					
i)	Category wise share holding				Annexure 1	
ii)	Shareholding of promoters				Annexure 2	
iii)	Change in promoters’ shareholding				Annexure 3	
iv)	Shareholding pattern of top 10 shareholders (other than Directors, Promoters and Holders of GDRs and ADRs)				Annexure 4	
v)	Shareholding of Directors and Key Managerial Personnel				Annexure 5	
V.	Indebtedness					
	Indebtedness of the Company including interest outstanding / accrued but not due for payment				Annexure 6	
VI.	Remuneration of Directors and Key Managerial Personnel				Annexure 7	
	- Remuneration to Managing Director, Whole Time Director and/or Manager					
	- Remuneration to Other Directors					
	- Remuneration to Key Managerial Personnel other than MD / Manager / WTD					
VII.	Penalties / Punishment / Compounding of Offences				Annexure 8	

Shareholding pattern (Equity share capital breakup as percentage of Total Capital)

i) Category wise share holding

Category of Shareholders		No. of Shares held at the beginning of the year			No. of Shares held at the end of the year			% change during the year
		Demat	Physical	Total	Demat	Physical	Total	
A	Promoters							
(1)	Indian							
a)	Individual / HUF	6,682,051	-	6,682,051	6,682,051	-	6,682,051	21.97% 0.00%
b)	Central Govt. or State Govt.			-	-		-	0.00% 0.00%
c)	Bodies Corporates	10,742,027	-	10,742,027	10,788,527	-	10,788,527	35.47% 0.15%
d)	Bank/Fl			-	-		-	0.00% 0.00%
e)	Any other			-	-		-	0.00% 0.00%
Sub Total: (A) (1)		17,424,078	-	17,424,078	17,470,578	-	17,470,578	57.29% 57.44% 0.15%
(2)	Foreign							
a)	NRI- Individuals	-	-	-	-		-	0.00% 0.00%
b)	Other Individuals	-	-	-	-		-	0.00% 0.00%
c)	Bodies Corp.	-	-	-	-		-	0.00% 0.00%
d)	Banks/Fl	-	-	-	-		-	0.00% 0.00%
e)	Any other...	-	-	-	-		-	0.00% 0.00%
Sub Total (A) (2)		-	-	-	-	-	-	0.00% 0.00%
Total Shareholding of Promoter (A) = (A)(1) + (A)(2)		17,424,078	-	17,424,078	17,470,578	-	17,470,578	57.29% 57.44% 0.15%
B.	Public Shareholding							
(1)	Institutions							
a)	Mutual Funds	250	2,005	2,255	250		250	0.00% -0.01%
b)	Banks/Fl	250	-	250	450		450	0.00% 0.00%
c)	Central Govt.	-	-	-	-		-	0.00% 0.00%
d)	State Govt.	-	-	-	-		-	0.00% 0.00%
e)	Venture Capital Fund	-	-	-	-		-	0.00% 0.00%
f)	Insurance Companies	702,636	-	702,636	702,636		702,636	2.31% 0.00%
g)	FIS	-	-	-	-		-	0.00% 0.00%
h)	Foreign Venture Capital Funds	-	-	-	-		-	0.00% 0.00%
i)	Unit Trust of India	-	-	-	-		-	0.00% 0.00%
Sub Total (B)(1):		703,136	2,005	705,141	703,336	-	703,336	2.32% 2.31% -0.01%
(2)	Non Institutions							
a)	Bodies corporates							

Category of Shareholders	No. of Shares held at the beginning of the year				No. of Shares held at the end of the year				% change during the year
	Demat	Physical	Total	% of Total Shares	Demat	Physical	Total	% of Total Shares	
i) Indian	2,147,093	37,340	2,184,433	7.18%	2,771,294	36,925	2,808,219	9.23%	2.05%
ii) Overseas	-	-	-	0.00%	-	-	-	0.00%	0.00%
b) Individuals				0.00%				0.00%	
i) Individual shareholders holding nominal share capital upto Rs.1 Lakhs	5,378,780	939,386	6,318,166	20.77%	4,992,489	667,476	5,659,965	18.61%	-2.16%
ii) Individuals shareholders holding nominal share capital in excess of Rs. 1 Lakhs	2,699,826	-	2,699,826	8.88%	2,274,917	-	2,274,917	7.48%	-1.40%
c) Others (specify)				0.00%				0.00%	
i) Non Resident Indians (Repat)	122,643	18,020	140,663	0.46%	175,508	17,125	192,633	0.63%	0.17%
ii) Non Resident Indians (Non Repat)	84,712	-	84,712	0.28%	114,251	-	114,251	0.38%	0.10%
iii) Foreign Companies	-	250	250	0.00%	-	250	250	0.00%	0.00%
iv) Clearing Member	413,593	-	413,593	1.36%	555,466	-	555,466	1.83%	0.47%
v) Foreign Nationals	3,620	-	3,620	0.01%	3,620	-	3,620	0.01%	0.00%
vi) HUF	382,294	-	382,294	1.26%	305,423	-	305,423	1.00%	-0.25%
vii) Independent Relatives of Director	53,585	-	53,585	0.18%	53,326	-	53,326	0.18%	0.00%
viii) Other Directors	3,950	750	4,700	0.02%	3,950	750	4,700	0.02%	0.00%
ix) IEPF	-	-	-	0.00%	268,377	-	268,377	0.88%	0.00%
Sub Total [B](2):	11,290,096	995,746	12,285,842	40.39%	11,518,621	722,526	12,241,147	40.25%	-0.15%
Total Public Shareholding (B) = (B)(1)+(B)(2)	11,993,232	997,751	12,990,983	42.71%	12,221,957	722,526	12,944,483	42.56%	-0.15%
C. Shares held by Custodian for GDRs & ADRs	-	-	-	0.00%	-	-	-	0.00%	0.00%
Grand Total (A+B+C)	29,417,310	997,751	30,415,061	100.00%	29,692,535	722,526	30,415,061	100.00%	0.00%

Shareholding pattern (Equity share capital breakup as percentage of Total Capital)**ii) Shareholding of Promoters**

Sr. No.	Shareholders' Name	Shareholding at the beginning of the year (As on April 1, 2017 i.e. on the basis of shareholding pattern of March 31, 2017)			Shareholding at the end of the year (As on March 31, 2018 i.e. on the basis of shareholding pattern of March 31, 2018)			% change during the year
		No. of Shares	% of Total Shares of the Company	% of shares pledged / encumbered to total shares*	No. of Shares	% of Total Shares of the Company	% of shares pledged / encumbered to total shares*	
1	Multigraph Machinery Co. Ltd.	5,955,027	19.58%	-	5,935,027	19.51%	-	-0.07%
2	Sanat Manilal Shah	1,484,709	4.88%	-	1,484,709	4.88%	-	0.00%
3	Manu Enterprises Limited	2,291,500	7.53%	-	2,316,500	7.62%	-	0.08%
4	Santsu Finance and Investment Pvt. Ltd.	2,495,500	8.20%	-	2,537,000	8.34%	-	0.14%
5	Pradeep S. Shah	1,765,721	5.81%	-	1,765,721	5.81%	-	0.00%
6	Sudha S. Shah	1,491,570	4.90%	-	1,491,570	4.90%	-	0.00%
7	Sanjay S. Shah	1,373,461	4.52%	-	1,373,461	4.52%	-	0.00%
8	Ameeta S. Shah	349,450	1.15%	-	349,450	1.15%	-	0.00%
9	Aditya S. Shah	116,475	0.38%	-	116,475	0.38%	-	0.00%
10	Rupalli P. Shah	87,165	0.29%	-	87,165	0.29%	-	0.00%
11	Kushal S. Shah	13,500	0.04%	-	13,500	0.04%	-	0.00%
		17,424,078	57.29%	-	17,470,578	57.44%	-	0.15%

(*) The term encumbrance has the same meaning as assigned to it in Regulation 28(3) of SEBI (Substantial Acquisition of Shares and takeovers) Regulations, 2011

Shareholding pattern (Equity share capital breakup as percentage of Total Capital)**iii) Change in Promoters' shareholding**

Sr. No.	Shareholding at the beginning of the year (As on April 1, 2017 i.e. on the basis of shareholding pattern of March 31, 2018)		Cumulative shareholding during the year	
	No. of Shares	% of the total shares of the Company	No. of Shares	% of the total shares of the Company
At the beginning of the year	17424078	57.29	17470578	57.44
Date wise Increase / Decrease in Promoters Shareholding during the year specifying the reasons for increase / decrease (e.g. allotment / transfer / bonus / sweat equity etc.)				
At the end of the year	17424078	57.29	17470578	57.44

Annexure 4

Shareholding pattern (Equity share capital breakup as percentage of Total Capital)

iv) Shareholding pattern of top ten shareholders (other than Directors, Promoters and Holders of GDRs and ADRs)

Sr. No.	Name	Shareholding at the beginning of the year		Increase / Decrease in Shareholding			Cumulative Shareholding during the year		Shareholding at the end of the year	
		No. of shares	% of total shares of the Company	Date	Increase / Decrease	Reason	No. of shares	% of total shares of the Company	No. of shares	% of total shares of the Company
1	East India Securities Ltd.	434392	1.4282%	16 Feb 2018	58989	Transfer	493381	1.62%	0	0.00%
				09 Mar 2018	174424	Transfer	667805	2.20%		
				31 Mar 2018	69426	Transfer	737231	2.42%	737231	2.42%
2	Life Insurance Corporation of India	702636	2.3102%	Nil	0	-	702636	2.31%	702636	2.31%
3	Raviraj Developers Ltd	220446	0.7248	21 Apr 2017	-10000	Transfer	220446	0.72%		
				28 Apr 2017	-4997	Transfer	210446	0.69%		
				19 May 2017	-8630	Transfer	205449	0.68%		
				02 Jun 2017	1703	Transfer	196819	0.65%		
				04 Aug 2017	25320	Transfer	198522	0.65%		
				20 Oct 2017	2838	Transfer	223842	0.74%		
				03 Nov 2017	600	Transfer	226680	0.75%		
				10 Nov 2017	5990	Transfer	227280	0.75%		
				17 Nov 2017	10287	Transfer	233270	0.77%		
				08 Dec 2017	88939	Transfer	243557	0.80%		
				15 Dec 2017	25618	Transfer	332496	1.09%		
				29 Dec 2017	-18601	Transfer	358114	1.18%		
				12 Jan 2018	-6049	Transfer	339513	1.12%		
				19 Jan 2018	63122	Transfer	333464	1.10%		
				26 Jan 2018	32384	Transfer	396586	1.30%		
				23 Feb 2018	12342	Transfer	428970	1.41%	428970	1.41%
4	Hardik Bharatbhai Patel	390892	1.2852	Nil	390892	-24225	390892	1.29%	390892	1.29%
5	JM Financial Services Ltd.	282593	0.9291	07 Apr 2017	17813	Transfer	300406	0.99%		
				14 Apr 2017	-8070	Transfer	292336	0.96%		
				21 Apr 2017	-29482	Transfer	262854	0.86%		
				28 Apr 2017	-39230	Transfer	223624	0.74%		
				05 May 2017	-449	Transfer	223175	0.73%		
				12 May 2017	9384	Transfer	232559	0.76%		
				19 May 2017	900	Transfer	233459	0.77%		
				26 May 2017	54865	Transfer	288324	0.95%		
				02 Jun 2017	28858	Transfer	317182	1.04%		
				09 Jun 2017	-1000	Transfer	316182	1.04%		
				16 Jun 2017	11	Transfer	316193	1.04%		

Sr. No.	Name	Shareholding at the beginning of the year		Increase / Decrease in Shareholding			Cumulative Shareholding during the year		Shareholding at the end of the year	
		No. of shares	% of total shares of the Company	Date	Increase / Decrease	Reason	No. of shares	% of total shares of the Company	No. of shares	% of total shares of the Company
				23 Jun 2017	-139565	Transfer	176628	0.58%		
				07 Jul 2017	2500	Transfer	179128	0.59%		
				14 Jul 2017	9322	Transfer	188450	0.62%		
				21 Jul 2017	6532	Transfer	194982	0.64%		
				28 Jul 2017	17122	Transfer	212104	0.70%		
				04 Aug 2017	-38444	Transfer	173660	0.57%		
				11 Aug 2017	-9707	Transfer	163953	0.54%		
				18 Aug 2017	850	Transfer	164803	0.54%		
				25 Aug 2017	2459	Transfer	167262	0.55%		
				01 Sep 2017	-43913	Transfer	123349	0.41%		
				08 Sep 2017	14975	Transfer	138324	0.45%		
				15 Sep 2017	-35013	Transfer	103311	0.34%		
				22 Sep 2017	-12580	Transfer	90731	0.30%		
				29 Sep 2017	21943	Transfer	112674	0.37%		
				06 Oct 2017	-10566	Transfer	102108	0.34%		
				13 Oct 2017	13978	Transfer	116086	0.38%		
				20 Oct 2017	13874	Transfer	129960	0.43%		
				27 Oct 2017	18522	Transfer	148482	0.49%		
				03 Nov 2017	220	Transfer	148702	0.49%		
				10 Nov 2017	-9301	Transfer	139401	0.46%		
				17 Nov 2017	28668	Transfer	168069	0.55%		
				24 Nov 2017	344459	Transfer	512528	1.69%		
				01 Dec 2017	36761	Transfer	549289	1.81%		
				08 Dec 2017	-59930	Transfer	489359	1.61%		
				15 Dec 2017	-23178	Transfer	466181	1.53%		
				22 Dec 2017	-8000	Transfer	458181	1.51%		
				29 Dec 2017	-37436	Transfer	420745	1.38%		
				30 Dec 2017	-123	Transfer	420622	1.38%		
				05 Jan 2018	-23550	Transfer	397072	1.31%		
				12 Jan 2018	-13353	Transfer	383719	1.26%		
				19 Jan 2018	54747	Transfer	438466	1.44%		
				26 Jan 2018	-61828	Transfer	376638	1.24%		
				02 Feb 2018	2888	Transfer	379526	1.25%		
				09 Feb 2018	31494	Transfer	411020	1.35%		
				16 Feb 2018	24225	Transfer	435245	1.43%		
				23 Feb 2018	-12492	Transfer	422753	1.39%		

Sr. No.	Name	Shareholding at the beginning of the year		Increase / Decrease in Shareholding			Cumulative Shareholding during the year		Shareholding at the end of the year	
		No. of shares	% of total shares of the Company	Date	Increase / Decrease	Reason	No. of shares	% of total shares of the Company	No. of shares	% of total shares of the Company
				02 Mar 2018	-46259	Transfer	376494	1.24%		
				09 Mar 2018	-302	Transfer	376192	1.24%		
				16 Mar 2018	21561	Transfer	397753	1.31%		
				23 Mar 2018	-384652	Transfer	13101	0.04%		
				31 Mar 2018	361682	Transfer	374783	1.23%	374783	1.23%
6	S.Shyam	275784	0.9067	02 Jun 2017	77068	Transfer	352852	1.16%	352852	1.16%
7	Finquest Securities Pvt.Ltd. - Client Account	0	0.0000%		0	0	0	0.00%	0	0.00%
				21 Apr 2017	34652	Transfer	34652	0.11%		
				28 Apr 2017	-34652	Transfer	0	0.00%		
				01 Dec 2017	320690	Transfer	320690	1.05%		
				09 Mar 2018	170768	Transfer	491458	1.62%		
				16 Mar 2018	-170768	Transfer	320690	1.05%	320690	1.05%
8	Prithvi Vincom Pvt.Ltd.	153504	0.5047	15 Sep 2017	4728	Transfer	158232	0.52%		
				27 Oct 2017	713	Transfer	158945	0.52%		
				03 Nov 2017	46927	Transfer	205872	0.68%		
				10 Nov 2017	37048	Transfer	242920	0.80%		
				15 Dec 2017	9765	Transfer	252685	0.83%		
				02 Feb 2018	9096	Transfer	261781	0.86%		
				09 Feb 2018	51918	Transfer	313699	1.03%	313699	1.03%
9	Investor Education & Protection Fund Authority Ministry of Corporate Affairs	0	0.0000%		0	0	0	0.00%	0	0.00%
				01 Dec 2017	268377		268377	0.88%	268377	0.88%
10	Vijaya S	247535	0.8139	Nil	0	-	247535	0.81%	247535	0.81%
11	Vikram Pratapbhai Kotak	300000	0.9864	07 Apr 2017	-27000	Transfer	273000	0.90%		
				21 Apr 2017	-139824	Transfer	133176	0.44%		
				28 Apr 2017	-16032	Transfer	117144	0.39%		
				05 May 2017	-144	Transfer	117000	0.38%		
				12 May 2017	-10000	Transfer	107000	0.35%		
				26 May 2017	-7000	Transfer	100000	0.33%		
				02 Jun 2017	-3318	Transfer	96682	0.32%		
				09 Jun 2017	-11682	Transfer	85000	0.28%		
				16 Jun 2017	-5000	Transfer	80000	0.26%		
				07 Jul 2017	-30000	Transfer	50000	0.16%		
				14 Jul 2017	-5000	Transfer	45000	0.15%		
				21 Jul 2017	-5000	Transfer	40000	0.13%		
				28 Jul 2017	-40000	Transfer	0	0.00%	0	0.00%

Sr. No.	Name	Shareholding at the beginning of the year		Increase / Decrease in Shareholding			Cumulative Shareholding during the year		Shareholding at the end of the year	
		No. of shares	% of total shares of the Company	Date	Increase / Decrease	Reason	No. of shares	% of total shares of the Company	No. of shares	% of total shares of the Company
12	Minal Bharat Patel	300000	0.9864	21 Apr 2017	-34652	Transfer	265348			
				02 Jun 2017	20000	Transfer	285348			
				09 Jun 2017	23723	Transfer	309071			
				30 Jun 2017	11619	Transfer	320690			
				01 Dec 2017	-320690	Transfer	0	0.00%	0	0.00%

Note: Top 10 shareholders as on April 1, 2017 and March 31, 2018 and any change in their shareholding

Annexure 5

Shareholding pattern (Equity share capital breakup as percentage of Total Capital)

v) Shareholding of Directors and Key Managerial Personnel

Sr. No.	Name	Shareholding at the beginning of the year		Increase / Decrease in Shareholding		Shareholding at the end of the year	
		No. of shares	% of total shares of the Company	Increase	Decrease	No. of shares	% of total shares of the Company
(1)	Sanat M. Shah, Chairman	1484709	4.88%	-	-	1484709	4.88%
(2)	Sanjay S. Shah, Vice Chairman & Managing Director	1373461	4.52%	-	-	1373461	4.52%
(3)	Pradeep S. Shah, Managing Director	1765721	5.81%	-	-	1765721	5.81%
(4)	Hiten C. Timbadia, Independent Director	3500	0.01%	-	-	3500	0.01%
(5)	Amit N. Dalal, Independent Director	0	0.00%	-	-	0	0.00%
(6)	Perses M. Bilimoria, Independent Director	0	0.00%	-	-	0	0.00%
(7)	Abhay J. Mehrotra, Independent Director	0	0.00%	-	-	0	0.00%
(8)	Jai S. Diwanji, Independent Director	7500	0.02%	-	-	7500	0.02%
(9)	Sohni H. Daswani, Independent Director	0	0.00%	-	-	0	0.00%
(10)	Bhupal B. Nandgave, Whole Time Director (Works)	1200	0.00%	-	-	1200	0.00%
(11)	Suresh Narayan, Chief Financial Officer	0	0.00%	-	-	0	0.00%
(12)	Mihir Mehta, Company Secretary	0	0.00%	-	-	0	0.00%

Annexure 6

Indebtedness

Indebtedness of the Company including interest outstanding / accrued but not due for payment

(Amount in Rs. Lakhs)

	Secured Loans excluding deposits	Unsecured Loans	Deposits	Total Indebtedness
Indebtedness at the beginning of the financial year (As on April 1, 2017)				
i) Principal Amount	--	--	--	--
ii) Interest due but not paid	--	--	--	--
iii) Interest accrued but not due	--	--	--	--
Total (i+ii+iii)	--	--	--	--
Change in Indebtedness during the financial year				
Addition	3013.94			3013.94
Reduction	(2761.84)			(2761.84)
Exchange difference	--	--	--	--
Net Change	252.10	--	--	252.10
Indebtedness at the end of the financial year (As on March 31, 2018)				
i) Principal Amount	252.10	--	--	252.10
ii) Interest due but not paid	--	--	--	--
iii) Interest accrued but not due	--	--	--	--
Total (i+ii+iii)	252.10	--	--	252.10

Annexure 7

Remuneration of Directors and Key Managerial Personnel

A. Remuneration to Managing Directors, Whole Time Directors and / or Manager

(Amount in Rs. Lakhs)

Sr. No.	Particulars of Remuneration	Name of MD / WTD / Manager			Total Amount
		Sanjay S. Shah	Pradeep S. Shah	Bhupal B. Nandgave	
1.	Gross Salary				
	(a) Salary as per provisions contained in Section 17(1) of the Income Tax Act, 1961	108.68	108.56	23.28	240.52
	(b) Value of perquisites u/s. 17(2) of the Income Tax Act, 1961	10.11	10.24	0.39	20.74
	(c) Profits in lieu of Salary u/s. 17(3) of the Income Tax Act, 1961	-	-	-	
2.	Stock Options	-	-	-	
3.	Sweat Equity	-	-	-	
4.	Commission				
	- As % of Profits	-	-	-	
	- Others, specify	-	-	-	
5.	Others	-	-	-	
	Total	118.79	118.80	23.67	261.26
	Ceiling as per the Act	Rs. 240 Lakhs for each of the Managing / Whole Time Director			

B. Remuneration to other Directors

(Amount in Rs. Lakhs)

Sr. No.	Particulars of Remuneration	Name of Directors								Total Amount
		Hiten C. Timbadia	Amit Dalal	Perses M. Bilimoria	Abhay J. Mehrotra	Jai S. Diwanji	Sohni H. Daswani	Sanat M. Shah	Basheera J. Indorewala	
1.	Independent Directors									
	(a) Fee for attending Board / Committee Meetings	1.48	0.70	1.48	1.09	0.30	0.30	0.60	0.15	6.10
	(b) Commission	--	--	--	--	--	--	--	--	--
	(c) Others	--	--	--	--	--	--	--	--	--
	Total – 1	1.48	0.70	1.48	1.09	0.30	0.30	0.60	0.15	6.10
2.	Other Non-Executive Directors	--	--	--	--	--	--	--	--	--
	(a) Fee for attending Board / Committee Meetings	--	--	--	--	--	--	--	--	--
	(b) Commission	--	--	--	--	--	--	--	--	--
	(c) Others	--	--	--	--	--	--	--	--	--
	Total - 2	--	--	--	--	--	--	--	--	--
3.	Total B (1 + 2)	1.48	0.70	1.48	1.09	0.30	0.30	0.60	0.15	6.10
	Total Managerial Remuneration*	267.36 Lakhs								
	Overall Ceiling as per the Act	Rs. 240 Lakhs for each of the Managing / Whole Time Director and sitting fees per non-executive director upto Rs. 1 Lakh per meeting of the Board of Directors or its Committee.								

* Total remuneration to Managing Directors, Whole Time Director and Other Directors (being the total of A and B)

Annexure 7

C. Remuneration to Key Managerial Personnel other than MD / Manager / WTD

(Amount in Rs. Lakhs)

Sr. No.	Particulars of Remuneration	Key Managerial Personnel			Total Amount
		CEO	CFO	Company Secretary	
			(Suresh Narayan)	(Mihir Mehta)	
1.	Gross Salary	Not Applicable			
	(a) Salary as per provisions contained in Section 17(1) of the Income Tax Act, 1961		28.89	15.77	44.66
	(b) Value of perquisites u/s. 17(2) of the Income Tax Act, 1961		0.32	-	0.32
	(c) Profits in lieu of Salary u/s. 17(3) of the Income Tax Act, 1961		-	-	-
2.	Stock Options		-	-	-
3.	Sweat Equity		-	-	-
4.	Commission		-	-	-
	- As % of Profits		-	-	-
	- Others, specify		-	-	-
5.	Others		-	-	-
	Total		29.21	15.77	44.98

Annexure 8

Penalties / Punishment / Compounding of Offences

Type	Section of the Companies Act	Brief description	Details of penalties / punishment / compounding fees impound	Authority (RD / NCLT / COURT)	Appeal made, if any (give details)
A. Company					
Penalty					
Punishment					
Compounding					
B. Directors					
Penalty					
Punishment					
Compounding					
C. Other Officers in Default					
Penalty					
Punishment					
Compounding					

MANAGEMENT'S DISCUSSION & ANALYSIS

Economic Overview FY 2017-18

The economic growth for the fiscal 2016 was on an accelerated paddle. It was the fastest growing economy in the world in 2016, surpassing even China, which had been witnessing a slowdown. India was hailed as a bright spot in an otherwise gloomy global economy. But the narrative changed in 2017 as India's economy turned sluggish. Two major decisions on economic policy had a severe impact on 2017. First was the sudden cancellation of nearly 86% of the cash in circulation in November 2016 - the effect lasted until 2017 and second were the glitches in the rollout of the biggest tax overhaul since independence - a single Goods and Services Tax (GST) replaced the numerous central and state taxes in June 2017.

There were some major achievements as well, including India's 30-point jump to join the top 100 countries in the World Bank's "ease of doing business" index. Then the global credit rating agency Moody's upgraded India's sovereign credit rating for the first time since 2004.

Despite previous reforms, economic growth is still significantly slowed by bureaucracy, poor infrastructure, and inflexible labor laws (especially the inability to lay off workers in a business slowdown).

Printing Industry

Printing industry slowed down with the global economic meltdown & inflation. Due to digital media, the paper printing industry weakened. The worldwide newspaper industry is facing year after year of shrinking advertising and circulation revenues of printed newspapers. Publishers are moving out of the traditional newsgathering role by adopting an 'online-first' approach. This shift has caused the decline in the demand of printing machineries.

Maintaining existing customer base, servicing them with the goal of retaining their business is imperative.

Company overview

Motivating management practices, excellent leadership, highly skilled workforce and a well focused approach has led Manugraph to achieving the goal of being the leader in the niche 4-page Newspaper Offset Printing Press market. Manugraph develops strong business partnerships with clients, providing most satisfactory after-sale services on a continuous basis.

In India, Manugraph ranks as Numero Uno in the manufacture of web offset presses. With a whopping 60% market share and quality presses ranging in speeds from 35,000 - 70,000 copies per hour, Manugraph presses are present in nearly all major publication houses.

Manugraph has significant presence in the international market too. Leading publishers from South America, Europe, Middle East, Asia & the CIS countries have all invested in Manugraph presses.

Due to strike by labour of both the Units from June 1, 2017 to end of September, 2017 (almost 4 months), the performance of the Company was affected. On a Standalone basis, the Company recorded sales (net of excise) of ₹ 17,737 Lakhs as compared to ₹ 24,833 Lakhs in the previous financial year. The EBIDTA for the financial year ended March 31, 2018 is ₹ 303 Lakhs as compared to ₹ 653 Lakhs in the previous financial year ended March 31, 2017. During the year, the Company incurred net loss of ₹ 2,036 Lakhs as compared to loss of ₹ 4,396 Lakhs in the previous year (after exceptional item for impairment of its investments in Manugraph Americas, Inc., wholly owned subsidiary company of ₹ 1,500 Lakhs (previous year ₹ 4,500 Lakhs)).

Opportunities

On-line information exchange and shopping is effective and convenient, however, the consumers prefer a newspaper/book to read, a magazine to browse. On-line / Digital Media is growing but at a snail pace in countries like India. With various development policies & initiatives of the Government, the Company foresees subtle growth in print industry. Technology continues to be the prime focus for your company. With strong in-house R & D activities, your company is in a position to introduce technologically superior products at competitive prices. India is expected to maintain its leadership position as a low cost nation for quality engineering capabilities.

Further, Packaging and Printing are the two sectors of the Indian Printing Industry which are projected to grow the most in India owing to higher population, higher rate of literacy and a growing economy. Changes in printing technology have helped localization of newspapers. Printing sector has evolved from a manufacturing industry into a service industry in India of late.

Threats

With higher costs of papers and consumables, Government initiatives of digitalization and environment friendly measures, the production of newspapers over the years will foresee a deep cut. Lower advertising revenue due to switch in digital media also add to mounting losses of printers.

Unprecedented currency depreciation in certain key export markets is dampening demand from international markets.

However, expansion in market size and regionalization of printing is partly compensating this negative trend. As for the internet, until India's literacy, electricity and broad band problems are taken care of, it is a long way from being a threat to any media, let alone print.

Outlook

After two sub-par years, interjected by demonetisation and rollout of the Goods and Services Tax (GST), growth is seen recuperating to a respectable percent for this fiscal. The focus on demand and job creation through spending on rural and labour-intensive infrastructure space is likely to support growth this fiscal, and push demand in the consumer sectors.

We can relatively be sure of this growth due to the fact that the government will push harder for reforms to keep the Indian growth story alive.

The Print media sector is expected to grow, albeit at a low rate due to increase in literacy and regionalization of publications.

Risk and concerns

Unsupportive labour policies, high costs of production, geographical concentration and competition risk are few of the major concerns for the Company. The Company has taken various measures which help the Company to outline the principal risks and uncertainties and then take appropriate actions that could avert operating and financial performance.

Normal foreseeable risks of the Company's assets are adequately covered by comprehensive insurance. Risk assessments, inspections and safety audits are carried out periodically.

The negotiation with the Union for settlement of wage agreement continued during the year. The outcome of such negotiation may result in financial concerns for the Company.

Internal Control System

Adequate Internal Control System helps to prevent and detect frauds & errors, safeguarding of assets and accuracy and completeness of accounting records.

The Company's well-structured internal control systems which are subjected to regular assessment for its effectiveness, reinforces integrity of Management and fairness in dealing with the Company's stakeholders.

Your company has appointed an Independent Internal Audit teams for conducting regular internal audits of the systems and procedures of financial reporting and operations of the Company. The Audit Committee periodically reviews the Internal Audit Reports, scopes and plans, significant findings and corrective actions, if any.

The Statutory Auditors have conducted a review of Internal Financial Control as required under the Companies (Auditor's Report) Order, 2016 and have found the same to be very effective.

REPORT ON CORPORATE GOVERNANCE

As required under the Regulation 34(3) and Schedule V(C) of the Securities and Exchange Board of India (Listing Obligations and Disclosure Requirements) Regulations, 2015 ('the SEBI Listing Regulations'), the Company reports on various corporate governance compliances as under:

1. Company's philosophy on code of governance

Corporate governance is the system of rules, practices and processes by which your Company is directed and controlled. Corporate governance essentially involves balancing the interests of a Company's many stakeholders, such as shareholders, management, customers, suppliers, financiers, government and the community. Corporate governance encompasses practically every sphere of management, from action plans and internal controls to performance measurement and corporate disclosure.

Effective Corporate Governance is the manifestation of professional beliefs and values, which configures the organizational values, credo and actions of its employees.

The Company believes that there is a need to view Corporate Governance as more than just regulatory requirements as there exists a fundamental link with the organization of business, corporate responsibility and shareholder's wealth maximization.

2. Board of Directors

We firmly believe that Board's independence is essential to bring objectivity and transparency in the Management and in the dealings of the Company. The Board is entrusted with the responsibility of the management, general affairs, direction and performance of the Company and has been vested with the requisite powers, authorities and duties. The principal role of the board of directors – as representatives of the shareholders, is to oversee the function of the organization and ensure that the Company continues to operate in the best interests of all stakeholders.

An active, well informed and independent Board is necessary to ensure high level of corporate governance.

A. Composition of the Board of Directors

The Board is broad-based and consists of eminent individuals from Industrial, Managerial, Technical, Financial and Marketing background. The Company is managed by the Board of Directors in co-ordination with the Senior Management team. The composition and strength of the Board is reviewed from time to time for ensuring that it remains aligned with statutory as well as business requirements. The Company has a judicious Combination of Executive and Non-Executive Directors. As on March 31, 2018, the Board comprised of 11 Directors out of which three are Executive Directors, seven are Independent Directors and one is Non-Executive Director. The Chairman of the Board is Non-Executive Director.

The Composition of Board and category of Directors are as follows:

Category	Name of the Director	Category	Name of the Director
Executive Directors		Non Executive Director	
Promoter Directors	Mr. Sanjay S. Shah Mr. Pradeep S. Shah	Promoter Director	Mr. Sanat M. Shah
Non Promoter Director	Mr. Bhupal B. Nandgave	Independent Directors	Mr. Hiten C. Timbadia Mr. Amit N. Dalal Mr. Perses M. Bilimoria Mr. Abhay J. Mehrotra Mr. Jai S. Diwanji Mrs. Sohni H. Daswani Mrs. Basheera J. Indorewala

Mr. Sanat M. Shah, Chairman, Mr. Sanjay S. Shah, Vice Chairman & Managing Director and Mr. Pradeep S. Shah, Managing Director are related to each other.

B. Board Independence

The Non-Executive Independent Directors fulfill the conditions of independence specified in Section 149 of the Companies Act, 2013 and Regulation 16(b) of the Listing Regulations.

C. Board Meetings

The Board meets at regular intervals to discuss and decide on Company / business policy. All statutory and other significant & material information are placed before the Board to enable it to discharge its responsibility of strategic supervision of the Company as trustees of the Shareholders.

All major agenda items are backed by comprehensive background information to enable the Board to take informed decisions. Agenda papers are generally circulated at least seven days prior to the Board meeting.

Further, the Board also periodically reviews the compliance reports of applicable laws to the Company as well as steps taken to rectify instances of non compliances, if any.

The Board is updated on the discussions at the Committee meetings and the recommendations through the Chairman of the various Committees.

During the financial year 2017-18, the Board met four times. The meetings were held on May 26, 2017, September 14, 2017, November 23, 2017, and February 7, 2018.

The maximum interval between any two meetings was well within the maximum allowed gap of 120 days.

D. Independent Directors' Meetings

The Independent Directors met once during the financial year 2017-18, without the presence of Executive Directors or Management representatives. The issues and concerns, if any, of the meeting were then discussed with the Non-Executive Chairman.

E. Directors' attendance record and details of Directorships/Committee Positions held

The following table provides the attendance record at the Board Meeting and Annual General Meeting of the Company during the financial year 2017-18 and directorships, memberships and chairmanships in other companies:

Sr. No.	Name of the Director	Category	Board membership in other companies (*)	Committee chairmanship in other companies	Committee membership in other companies	No. of Board Meetings of MIL attended	Attendance at the last AGM (Yes/No)
1.	Mr. Sanat M. Shah (DIN: 00248499)	Non-Executive Chairman (Promoter)	5	Nil	Nil	4	Yes
2.	Mr. Sanjay S. Shah (DIN: 00248592)	Vice Chairman & Managing Director (Promoter)	8	Nil	Nil	4	Yes
3.	Mr. Pradeep S. Shah (DIN: 00248692)	Managing Director (Promoter)	11	Nil	Nil	3	Yes
4.	Mr. Bhupal B. Nandgave (DIN: 06447544)	Whole-time Director (Works) Executive - Non Independent	Nil	Nil	Nil	2	Yes
5.	Mr. Hiten C. Timbadia (DIN: 00210210)	Independent Non-Executive Director	5	1	Nil	4	No@
6.	Mr. Amit N. Dalal (DIN: 00297603)	Independent Non-Executive Director	8	1	5	4	Yes
7.	Mr. Perses M. Bilimoria (DIN: 00781535)	Independent Non-Executive Director	2	Nil	Nil	4	Yes
8.	Mr. Abhay J. Mehrotra (DIN: 01673801)	Independent Non-Executive Director	4	Nil	Nil	3	No
9.	Mr. Jai S. Diwanji (DIN: 00910410)	Independent Non-Executive Director	6	2	3	2	Yes
10.	Mrs. Sohni H. Daswani (DIN: 01933506)	Independent Non-Executive Director	1	Nil	Nil	2	Yes
11.	Mrs. Basheera J. Indorewala (DIN:0729454515)	Independent Non-Executive Director	1	Nil	Nil	1#	N.A

- * Includes private Companies and foreign Company directorship.
- # Appointed as an additional director on February 7, 2018
- @ Mr. Hiten C. Timbadia, Chairman of the Audit Committee and Nomination and Remuneration Committee had prior commitments. Mr. Hiten C. Timbadia authorised Mr. Perses M. Bilimoria, Independent Director to represent himself at the Annual General Meeting (AGM). Mr. Perses M. Bilimoria attended the AGM as an Independent Director and also as a representative of Mr. Hiten C. Timbadia. .

3. Audit Committee

The Audit Committee of the Board, inter alia, provides reassurance to the Board on the existence of an effective internal control environment.

The Audit Committee comprises of experts specializing in accounting / financial management. The Chairman of the Audit Committee is a Non-executive and Independent Director.

The Company's Audit Committee comprises three Independent Directors. The Audit Committee is headed by Mr. Hiten C. Timbadia and has Mr. P.M. Bilimoria and Mr. Abhay J. Mehrotra as its members. All the members of the Committee have relevant experience in financial matters.

Statutory Auditors, Internal Auditors and/or Cost Auditors participate in the Audit Committee meetings at relevant times. In addition to the above, the Committee meetings were also attended by the Chief Financial Officer of the Company. The Audit Committee also meets the internal and external auditors separately, without the presence of Management representatives.

The Company Secretary acts as the Secretary to the Committee.

The Audit Committee of the Company is entrusted with the responsibility as provided under Regulation 18 of the SEBI Listing Regulations and Sec. 177 of the Companies Act, 2013, gist of which are as follows:

- ✓ Oversight of the company's financial reporting process and the disclosure of its financial information to ensure that the financial statement is correct, sufficient and credible;
- ✓ Reviewing with the management the quarterly / annual financial statement before submission to the Board for approval;
- ✓ To supervise the Company's internal controls and financial reporting process;
- ✓ Recommending the appointment and removal of auditors, fixation of audit fee and approval for payment of any other services;
- ✓ Reviewing with management the annual financial statements of the subsidiary companies;
- ✓ Reviewing the adequacy of internal control systems with the management, external auditors and internal auditor;
- ✓ Reviewing the adequacy of internal audit function;
- ✓ Discussing with internal auditor any significant findings and reviewing the progress of corrective actions on such issues;
- ✓ Reviewing the findings of any internal investigations by the internal auditor in matters where there is suspected fraud or irregularity or a failure of internal control systems of a material nature and then reporting such matters to the Board;
- ✓ Discussing with external auditors, before the audit commences, the nature and scope of audit as well as having post-audit discussions to ascertain areas of concern, if any;
- ✓ Recommending the appointment and removal of cost auditors;
- ✓ Reviewing the Company's financial and risk management policies;
- ✓ Examining reasons for substantial default in the payment to Members (in case of non-payment of declared dividends) and creditors, if any.

The Audit Committee also reviews various functions, business risk assessment, controls and critical IT applications with implications of security and internal audit reports of all the major divisions of the Company. The Audit Committee also reviews the functioning of the Code of Business Principles and Whistle Blower Policy of the Company.

The Audit Committee met four times during the year on May 26, 2017, September 14, 2017, November 23, 2017 and February 7, 2018.

The details of attendance at the Audit committee are as follows:

Sr. No.	Name of the Director	No. of meetings held	No. of meetings attended
1	Mr. Hiten C. Timbadia	4	4
2	Mr. Perses M. Bilimoria	4	4
3	Mr. Abhay J. Mehrotra	4	3

Mr. Hiten C. Timbadia, Chairman of the Audit Committee and Nomination and Remuneration Committee had prior commitments. Mr. Hiten C. Timbadia authorised Mr. Perses M. Bilimoria, Independent Director to represent himself at the Annual General Meeting (AGM). Mr. Perses M. Bilimoria attended the AGM as an Independent Director and also as a representative of Mr. Hiten C. Timbadia.

4. Nomination and Remuneration Committee

The Nomination and Remuneration Committee comprises of Mr. Hiten C. Timbadia, Mr. Perses M. Bilimoria and Mr. Abhay J. Mehrotra. Mr. Hiten C. Timbadia is the Chairman of the Committee. All the members of the Committee are non-executive independent directors.

The role of Nomination and Remuneration Committee is as follows:

- ✓ determining / recommending the criteria for appointment of Executive, Non-Executive and Independent Directors to the Board;
- ✓ determining / recommending the criteria for qualifications, positive attributes and independence of Directors;
- ✓ reviewing and determining all elements of remuneration package of all the Executive Directors, i.e. salary, benefits, bonus, stock options, pension, etc.;
- ✓ evaluating performance of each Director and performance of the Board as a whole;

The Nomination and Remuneration Committee met twice during the year on May 26, 2017 and November 23, 2017.

Attendance at the Nomination and Remuneration committee meetings:

Sr. No.	Name of the Director	No. of meetings held	No. of meetings attended
1	Mr. Hiten C. Timbadia	2	2
2	Mr. Perses M. Bilimoria	2	2
3	Mr. Abhay J. Mehrotra	2	1

The details of remuneration paid to the Directors of the Company during the financial year 2017-18 are given below:

(Amount in ₹ Lakhs)

Sr. No.	Name of the Director	Salary and perquisites*	Commission	Sitting fee for Board and Committee meetings	Total
1	Mr. Sanjay S. Shah	118.79	--	--	118.79
2	Mr. Pradeep S. Shah	118.80	--	--	118.80
3	Mr. Bhupal B. Nandgave	23.67	--	--	23.67
4	Mr. Sanat M. Shah	--	--	0.60	0.60
5	Mr. Hiten C. Timbadia	--	--	1.48	1.48
6	Mr. Amit N. Dalal	--	--	0.70	0.70
7	Mr. Perses M. Bilimoria	--	--	1.48	1.48
8	Mr. Abhay J. Mehrotra	--	--	1.09	1.09
9	Mr. Jai S. Diwanji	--	--	0.30	0.30
10	Mrs. Sohni H. Daswani	--	--	0.30	0.30
11	Mrs. Basheera J. Indorewala	-	-	0.15	0.15

*Excluding Provident & Other Funds

Your Company presently does not have a scheme for grant of stock options or performance-linked incentives for its directors.

5. Stakeholders' Relationship Committee

The Stakeholders' Relationship Committee looks into the shareholders' and investors' grievances, cases of transfers, transmissions, issue of duplicate share certificates, etc.

The Stakeholders' Relationship Committee met four times during the year on May 26, 2017, September 14, 2017, November 23, 2017 and February 7, 2018.

Name of the Director	Category	Position	No. of meetings	
			held	attended
Mr. Perses M. Bilimoria	Independent Director	Chairman	4	4
Mr. Sanjay S. Shah	Vice Chairman & Managing Director	Member	4	4
Mrs. Sohni H. Daswani	Independent Director	Member	4	2

During the year under review, the Company received 4 complaints from 4 shareholders relating to non-receipt of dividend/non receipt of Exchange Certificate which was duly redressed within time.

Status of receipt and redressal of Investors' Grievances during the financial year is as under:

Investors' Grievances pending as on April 1, 2017	Nil
Add: Investors' Grievances received during the year	4
Less : Investors' Grievances redressed during the year	4
Investors' Grievances pending as on March 31, 2018	Nil

6. Corporate Social Responsibility Committee

The Corporate Social Responsibility Committee comprises Mr. Pradeep S. Shah as the Chairman and Mr. B.B. Nandgave and Mr. Abhay J. Mehrotra as members of the Committee.

The role of Corporate Social Responsibility Committee is as follows:

- ✓ formulating and recommending to the Board Corporate Social Responsibility Policy and the activities to be undertaken by the Company;
- ✓ recommending the amount of expenditure to be incurred on the activities undertaken;
- ✓ reviewing the performance of the Company in the area of Corporate Social Responsibility;
- ✓ providing external and independent oversight and guidance on the environmental and social impact of how the Company conducts its business;
- ✓ monitoring Corporate Social Responsibility Policy of the Company from time to time.

The CSR Committee met once during the financial year 2017-18 on May 26, 2017 attended by all the members of the Committee.

7. General Body Meetings

Financial year	2016-17 45th AGM	2015-16 44th AGM	2014-15 43rd AGM
Venue	M.C. Ghia Hall, Bhogilal Hargovindas Building, 18/20, Kaikhushru Dubash Marg, Mumbai – 400 001	M.C. Ghia Hall, Bhogilal Hargovindas Building, 18/20, Kaikhushru Dubash Marg, Mumbai – 400 001	M.C. Ghia Hall, Bhogilal Hargovindas Building, 18/20, Kaikhushru Dubash Marg, Mumbai – 400 001
Day	Thursday	Tuesday	Thursday
Date	July 27, 2017	July 26, 2016	August 13, 2015
Time	12.00 noon	12.00 noon	3.00 p. m.
No. of Special Resolution(s) passed	Nil	Nil	Three

All resolutions as set out in the respective notices were duly passed by the shareholders.

During the year, one special resolution was passed through postal ballot. The Board had appointed Mr. Aashish K. Bhatt & Associates, Company Secretary in Practice as the Scrutiniser to conduct Postal Ballot Process. The results of the postal ballot were declared on November 17, 2017. The details of voting pattern are as under:

Special Resolution No.1: Authority for sale of assets and / or winding up of Manugraph Americas Inc., wholly owned Subsidiary Company of Manugraph India Limited.

Whether promoter/ promoter group are interested in the agenda/resolution?			No					
Category	Mode of Voting	No. of shares held	No. of votes polled	% of Votes Polled on outstanding shares	No. of Votes – in favour	No. of Votes – Against	% of Votes in favour on votes polled	% of Votes against on votes polled
		[1]	[2]	[3]=[2]/[1]*100	[4]	[5]	[6]=[4]/[2]*100	[7]=[5]/[2]*100
Promoter and Promoter Group	E-Voting	17,490,578	17,490,578	100.0000	17,490,578	0	100.0000	0.0000
	Poll		0	100.0000	0	0	0.0000	0.0000
	Postal Ballot		0	100.0000	0	0	0.0000	0.0000
	Total	17490578	17,490,578	100.0000	17,490,578	0	100.0000	0.0000
Public Institutions	E-Voting	732,387	0	0.0000	0	0	0.0000	0.0000
	Poll		0	0.0000	0	0	0.0000	0.0000
	Postal Ballot		0	0.0000	0	0	0.0000	0.0000
	Total	732387	-	0.0000	0	0	0.0000	0.0000
Public Non Institutions	E-Voting	12,192,096	86,586	0.7102	86478	108	99.8753	0.1247
	Poll		35439	0.2907	35289	150	99.5767	0.4233
	Postal Ballot		0	0	0	0	0	0
	Total	12,192,096	122,025	1.0009	121,767	258	99.7886	0.2114
Total		30,415,061	17,612,603	57.9075	17,612,345	258	99.9985	0.0015

None of the businesses proposed to be transacted in the ensuing annual General Meeting require passing of a resolution through Postal Ballot.

8. Disclosures

CEO and CFO Certification:

None of the businesses proposed to be transacted in the ensuing annual General Meeting require passing of a resolution through Postal Ballot.

Related Parties Transactions:

The Company has not entered into any transaction of a material nature with the promoters, directors or the management, their subsidiaries or relatives, etc. that may have potential conflict with the interests of the Company at large. The register of contracts containing transactions, in which directors are interested, is placed before the board regularly.

Code of Conduct:

The Board of Directors has laid down a "Code of Conduct" (Code) for all the Board Members and the senior management of the Company and this Code is posted on the Website of the Company. Annual compliance affirmation is obtained from every person covered under the Code.

Risk Management:

The Audit Committee and the Board periodically discuss the significant business risks identified by the Management and review the measures taken for their mitigation.

Statutory Compliance, Penalties and Strictures:

The Company has complied with all the requirements of regulatory authorities on matters relating to capital markets and no penalties / strictures have been imposed on the Company by the Stock Exchange or SEBI.

Whistle Blower Policy:

The Company encourages an open door policy where employees have access to the Head of the Business / Function. In terms of Manugraph India Limited's Code of Conduct, any instance of non-adherence to the Code or any other observed / unethical behavior is to be brought to the attention of the immediate reporting authority, who is required to report the same to Head of Corporate Human Resource.

9. Means of Communication

The Company publishes its quarterly, half-yearly and yearly financial results in leading English and Marathi newspapers. The results are also posted on Company's website viz. www.manugraph.com and websites of the stock exchange. Information relating to shareholding pattern, compliance on corporate governance norms and all other statutory filings under the Listing Regulations are also posted on Company's website.

Any price sensitive information is immediately informed to Stock Exchange before the same is communicated to general public through press releases, if any.

10. Non-Mandatory Requirements

- a) Office of the Chairman of the Board and reimbursement of expenses by the Company.

The Company is presently reimbursing the expenses incurred in performance of duties.

- b) Shareholders' rights – furnishing of half-yearly results.

The Company's half-yearly results are published in English and Marathi newspapers having wide circulation.

- c) Postal Ballot

As and when the occasion arises, the Company will seek shareholders' approval through postal ballot in respect of such resolutions required under the Listing Regulations and provisions of the Companies Act, 2013 and Rules, Regulations made thereunder.

General Shareholder Information**(i) 46th Annual General Meeting**

Day & date	Monday, July 30, 2018
Time	04.00 p.m.
Venue	M. C. Ghia Hall, Bhogilal Hargovindas Building, 18/20, Kaikhushru Dubash Marg, Mumbai – 400 001

(ii) Financial Year : April to March

(iii) Dates of book closure : Tuesday, July 24, 2018 – Monday, July 30, 2018 (both days inclusive)

(iv) Dividend payment date : Credit/dispatch of dividend warrants between August 4, 2018 and August 20, 2018.

(v) Listing of Equity shares on Stock Exchanges

<u>Name of Stock Exchanges</u>	<u>Stock Code/Symbol</u>
BSE Limited	505324
National Stock Exchange of India Limited	MANUGRAPH
	Security Series: EQ
Demat ISIN in NSDL & CDSL	INE867A 01022

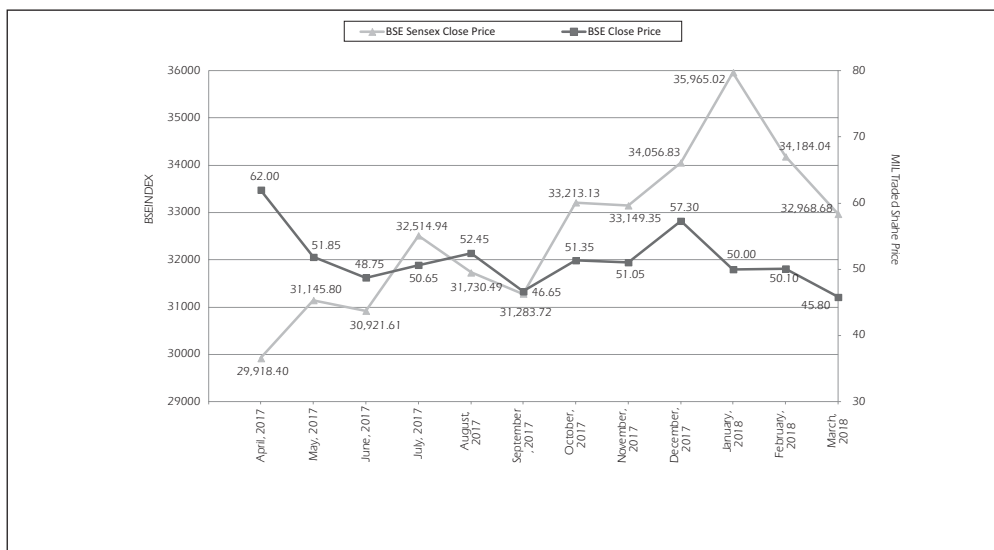
(vi) Financial Calendar:

The Board of Director of the Company approves unaudited results for each quarter within such number of days as may be prescribed under SEBI Regulation from time to time.

(vii) Market price data:

Monthly high and low quotations of shares traded on Bombay Stock Exchange Limited and National Stock Exchange of India Limited for the financial year 2017-18:

Months	BSE Ltd. (BSE)		National Stock Exchange of India Ltd. (NSE)	
	Month's High price	Month's Low price	Month's High price	Month's Low price
April, 2017	70.50	54.10	69.40	54.00
May, 2017	62.95	51.35	63.80	50.75
June, 2017	54.50	45.70	54.35	45.05
July, 2017	54.40	48.15	54.50	48.20
August, 2017	52.90	44.00	53.50	44.00
September, 2017	53.50	45.00	53.70	43.20
October, 2017	55.90	46.00	56.00	46.10
November, 2017	56.40	45.10	56.50	46.15
December, 2017	61.85	46.95	62.20	46.25
January, 2018	65.00	49.30	64.95	49.00
February, 2018	55.35	41.50	53.50	43.30
March, 2018	50.75	44.25	51.90	44.20

(viii) Performance in comparison to broad-based indices BSE Sensex.**(ix) Registrar and share transfer agents**

Link Intime India Pvt. Ltd.
 C-101, 247 Park,
 L.B.S. Marg, Vikhroli (West),
 Mumbai – 400 083, Maharashtra, India.
 Phone : +91-22-4918 6270
 Fax : +91-22-4918 6060
 Email : rnt.helpdesk@linkintime.co.in
 Website : www.linkintime.co.in

(x) Share transfer system

Shareholders are requested to communicate with Link Intime India Private Limited, Company's Registrar and Share Transfer Agents for matters related to share transfers in physical form, dividend, share certificates, change of address.

The Company ensures that the Registrar process all the requests received from shareholders within maximum three weeks from the date of receipt provided the documents are in order. The Registrar also updates the Company on action status.

The shares held in dematerialized form are electronically traded in the depository and the Registrar & Share Transfer Agents receives from Depositories, periodical details of beneficiary holdings to update their records and registers.

The Stakeholders' Grievance Committee of Board of Directors of the Company take note of status of investor's grievances / correspondences received during the quarter and also ratifies transfers effected during the quarter.

(xi) Distribution of shareholdings as on 31st March, 2018:

No. of Equity Shares	No. of Shareholders	% of Shareholders	No. of Shares	% of Shareholdings
1 – 500	8,579	76.81	1,462,625	4.81
501 – 1000	1,253	11.22	1,017,918	3.35
1001 – 2000	726	6.50	1,110,821	3.65
2001 – 3000	210	1.88	538,542	1.77
3001 – 4000	101	0.90	355,700	1.17
4001 – 5000	75	0.67	352,651	1.16
5001 – 10000	101	0.90	689,404	2.27
10001 and above	125	1.12	24,887,400	81.82
Total	11,170	100.00	30,415,061	100.00

(xii) Shareholding pattern as on 31st March, 2018:

	Category	No. of shares held	% of shareholding
A	Promoters' Holding	17,470,578	57.44
	Sub-Total (A):-	17,470,578	57.44
B	Non-promoter's holding		
	1. Institutional Investors		
	a. Mutual Funds / UTI	250	0.00
	b. Banks	450	0.00
	c. Insurance Companies	702,636	2.31
	Sub-Total (B1):-	703,336	2.31
	2. Others		
	a. Corporate Bodies	2,808,219	9.24
	b. Indian Public	7,934,882	26.09
	c. Directors and their relatives	58,026	0.19
	d. Non-Resident Individuals	306,884	1.01
	e. Foreign Companies	250	0.00
	f. Foreign Nationals	3,620	0.01
	g. Hindu Undivided Family	305,423	1.00
	h. Investor Education & Protection Fund (IEPF)	268,377	0.88
	i. Any other (Clearing Members)	555,466	1.83
	Sub-Total (B2):-	12,241,147	40.25
	Grand Total [A+B1+B2]:-	30,415,061	100.00

(xiii) Top 10 Shareholders as on 31st March, 2018 (other than Promoters):

Sr. No.	Shareholders' Name	Shares	Percentage
1.	East India Securities Limited	737,231	2.42
2.	Life Insurance Corporation of India	702,636	2.31
3.	Raviraj Developers Ltd.	441,312	1.45
4.	Hardik Bharat Patel	390,892	1.28
5.	JM Financial Services Limited	374,783	1.23
6.	S. Shyam	352,852	1.16
7.	Finquest Securities Pvt. Ltd. (Client Account)	320,690	1.05
8.	Prithvi Vincom Pvt. Ltd.	313,699	1.03
9.	Investor Education & Protection Fund (IEPF)	268,377	0.88
10.	Dhruva Shumsher Rana	266,042	0.87

(xiv) Bifurcation of shares held in physical and demat form as on March 31, 2018

Particulars	No. of Shares	%
Physical Segment	722,526	2.38
Demat Segment:		
NSDL	23,650,084	77.76
CDSL	6,042,451	19.86
Total	30,415,061	100.00

(xv) Outstanding GDR/Warrants or convertible bonds, conversion dates and likely impact on equity

Not applicable

(xvi) Plant Locations

Plant 1: Plot No. D -1, MIDC Shirol Industrial Area, Pune - Bangalore Road, Shirol, Kolhapur, Maharashtra.

Plant 2: Warananagar, Kodoli, Tal. Panhala, Dist. Kolhapur, Maharashtra,

(xvii) Address for correspondence

The members are requested to write to Link Intime India Private Limited for any query related to share transfers, dematerialization, transmissions, change of address, non receipt of dividend or any other related queries.

The address of Link Intime India Private Limited is Unit: Manugraph India Limited, C-101, 247 Park, L.B.S. Marg, Vikhroli West, Mumbai 400 083.

The members can also send their grievances, if any, to the Company Secretary, Manugraph India Limited, Sidhwa House, 1st Floor, N. A. Sawant Marg, Colaba, Mumbai - 400 005 or email at sharegrievances@manugraph.com.

(xviii) Other useful information for shareholders

Dividend: Electronic Clearing Services (ECS)/ National Electronic Clearing Services (NECS) facility. The dividend remittances to shareholders will happen through ECS/NECS as per the locations approved by RBI from time to time. If you are located at any of the ECS/ NECS centers and have not registered your ECS/NECS, please arrange to forward your ECS/NECS mandate to your depository participant if the shares are held in demat form, or to the Company/Registrars, if the shares are held in physical form, immediately.

Due dates for Transfer of Unclaimed Dividend / Shares to Investor Education and Protection Fund (IEPF) are as under:

Financial Year	Date of declaration of Dividend	Due date of transfer to IEPF
2010-11	27-09-2011	03-11-2018
2011-12	01-08-2012	08-09-2019
2012-13	01-08-2013	07-09-2020
2013-14	27-08-2014	03-10-2021
2014-15	13-08-2015	19-09-2022
2015-16	26-07-2016	02-09-2023
2016-17	27-07-2017	02-09-2024

Pursuant to IEPF Rules, the Companies transferred 268377 shares in respect of unclaimed/unpaid dividends which have remained unclaimed for the last seven consecutive years to the IEPF.

Procedure to claim Refund of Dividend / Shares from IEPF Authority:

1. Download the form IEPF-5 from the website of IEPF (www.iepf.gov.in) for filing the claim for refund. Read the instructions provided on the website/instruction kit along with the e-form carefully before filling the form.
2. After filling the form save it on your computer and submit the duly filled form by following the instructions given in the upload link on the website. On successful uploading an acknowledgement will be generated indicating the SRN. Please note the SRN for future tracking of the form.
3. Take a printout of the duly filled IEPF-5 and the acknowledgement issued after uploading the form.
4. Submit indemnity bond in original, copy of acknowledgement and self-attested copy of e-form along with the other documents as mentioned in the Form IEPF-5 to Nodal Officer (IEPF) of the company at its registered office in an envelope marked "Claim for refund from IEPF Authority".
5. Claim forms completed in all aspects will be verified by the concerned company and on the basis of company's verification report, refund will be released by the IEPF Authority in favor of claimants' Aadhaar linked bank account through electronic transfer.

Please note that Demat account number is mandatory for the applicant claiming shares from the IEPF Authority, failing which the form may be rejected by the Authority.

Details of the Nodal Officer:

Name: Mihir Mehta

Designation: Company Secretary

Postal Address: Manugraph India Limited, 1st Floor, Sidhwa House, N.A. Sawant Marg, Colaba, Mumbai – 400 005

Telephone No. +91-22-22874815

Email Id.: mihir.mehta@manugraph.com

SEBI has decided that securities of listed companies can be transferred only in dematerialised form from a cut-off date, to be notified. In view of the above and to avail various benefits of dematerialisation, members are advised to dematerialise shares held by them in physical form.

Members are requested to submit their Permanent Account Number (PAN) and bank account details, to register the nomination in respect of their shareholding in the Company and to register / update their e-mail address for receiving all communications from the Company electronically. Members holding shares in physical mode are requested to update the above through the Company or the Registrar. Members holding shares in demat are requested to update their details through their Depository Participant.

Declaration by the Vice Chairman and Managing Director under Regulation 34(3) and Schedule V(D) of the SEBI LISTING Regulations regarding adherence to the Code of Conduct.

In accordance with Regulation 34(3) and Schedule V(D) of the SEBI LISTING Regulations, I hereby confirm that all the directors and the senior management personnel of the Company have affirmed compliance with the code of conduct, as applicable to them for the financial year ended March 31, 2018.

For **Manugraph India Limited**

Sanjay S. Shah
Vice Chairman & Managing Director

Mumbai, Dated : May 24, 2018

INDEPENDENT AUDITORS CERTIFICATE ON CORPORATE GOVERNANCE

To,
The Members of
Manugraph India Limited

1. This certificate is issued in accordance with the terms of our engagement letter dated 9th August, 2017.
2. This report contains details of compliance of conditions of Corporate Governance by Manugraph India Limited ('the Company') for the year ended 31 March 2018, as stipulated in Regulations 17-27, clauses (b) to (i) of Regulation 46 (2) and paragraphs C, D and E of Schedule V of the Securities and Exchange Board of India (Listing Obligations and Disclosure Requirements) Regulations, 2015 ('SEBI Listing Regulations'), pursuant to the Listing Agreement of the Company with Stock exchanges.

Management's Responsibility for compliance with the conditions of SEBI Listing Regulations

3. The compliance with the conditions of Corporate Governance is the responsibility of the management of the Company, including the preparation and maintenance of all relevant supporting records and documents. This responsibility includes the design, implementation and maintenance of internal control and procedures to ensure the compliance with the conditions of the Corporate Governance stipulated in SEBI Listing Regulations.

Auditor's Responsibility

4. Our examination was limited to procedures and implementation thereof, adopted by the Company for ensuring the compliance of the conditions of Corporate Governance. It is neither an audit nor an expression of opinion on the financial statements of the Company.
5. Pursuant to the requirements of the SEBI Listing Regulations, it is our responsibility to provide a reasonable assurance whether the Company has complied with the conditions of Corporate Governance as stipulated in SEBI Listing Regulations for the year ended 31 March 2018.
6. We conducted our examination in accordance with the Guidance Note on Reports or Certificates for Special Purposes, Guidance Note on Certification of Corporate Governance, both issued by the Institute of Chartered Accountants of India ('ICAI') and the Standards on Auditing specified under Section 143(10) of the Companies Act, 2013, in so far as applicable for this certificate. The Guidance Note on Reports or Certificates for Special Purposes requires that we comply with the ethical requirements of the Code of Ethics issued by the ICAI.
7. We have complied with the relevant applicable requirements of the Standard on Quality Control (SQC) 1, Quality Control for Firms that Perform Audits and Reviews of Historical Financial Information, and Other Assurance and Related Services Engagements.

Opinion

8. In our opinion, and to the best of our information and according to explanations given to us and the representation provided by the Management, we certify that the Company has complied with the conditions of Corporate Governance as stipulated in the above-mentioned SEBI Listing Regulations.
9. We state that such compliance is neither an assurance as to the future viability of the Company nor the efficiency or effectiveness with which the management has conducted the affairs of the Company.

Restriction on use

10. The certificate is addressed and provided to the members of the Company solely for the purpose to enable the Company to comply with the requirement of the SEBI Listing Regulations, and it should not be used by any other person or for any other purpose. Accordingly, we do not accept or assume any liability or any duty of care for any other purpose or to any other person to whom this certificate is shown or into whose hands it may come without our prior consent in writing.

For **Natvarlal Vepari & Co.**
Chartered Accountants
Firm Registration No. 106971W

Rinku Ghatalia
Partner
Membership No. 133762

Mumbai, Dated : May 24, 2018

INDEPENDENT AUDITOR'S REPORT

To the

Members of Manugraph India Limited

Report on the Standalone Ind AS Financial Statements

We have audited the accompanying standalone Ind AS financial statements of Manugraph India Limited ("the Company"), which comprises the Balance Sheet as at March 31, 2018, the Statement of Profit and Loss including Other Comprehensive Income, Statement of Cash Flow and Statement of Changes in Equity for the year then ended, and a summary of significant accounting policies and other explanatory information (hereinafter referred to as "Standalone Ind AS Financial Statement").

Management's Responsibility for the Financial Statements

The Company's Board of Directors is responsible for the matters stated in Section 134(5) of the Companies Act, 2013 ("the Act") with respect to the preparation and presentation of these Standalone Ind AS Financial Statements that give a true and fair view of the financial position, financial performance including other comprehensive income and cash flows of the Company in accordance with the accounting principles generally accepted in India, including the Companies (Indian Accounting Standards) Rules, 2015 (Ind AS) specified under Section 133 of the Act, read with relevant rules thereon.

This responsibility also includes maintenance of adequate accounting records in accordance with the provisions of the Act for safeguarding of the assets of the Company and for preventing and detecting frauds and other irregularities; selection and application of appropriate accounting policies; making judgments and estimates that are reasonable and prudent; and design, implementation and maintenance of adequate internal financial controls that were operating effectively for ensuring the accuracy and completeness of the accounting records relevant to the preparation and presentation of the Standalone Ind AS Financial Statements that give a true and fair view and are free from material misstatement, whether due to fraud or error.

Auditor's Responsibility

Our responsibility is to express an opinion on these Standalone Ind AS Financial Statements based on our audit. We have taken into account the provisions of the Act, the accounting and auditing standards and matters which are required to be included in the audit report under the provisions of the Act and the Rules made thereunder. We conducted our audit in accordance with the Standards on Auditing specified under Section 143(10) of the Act. Those Standards require that we comply with ethical requirements and plan and perform the audit to obtain reasonable assurance about whether the Standalone Ind AS Financial Statements are free from material misstatement.

An audit involves performing procedures to obtain audit evidence about the amounts and disclosures in the Standalone Ind AS Financial Statements. The procedures selected depend on the auditor's judgment, including the assessment of the risks of material misstatement of the financial statements, whether due to fraud or error. In making those risk assessments, the auditor considers internal financial control relevant to the Company's preparation of the Standalone Ind AS Financial Statements that give a true and fair view in order to design audit procedures that are appropriate in the circumstances. An audit also includes evaluating the appropriateness of accounting policies used and the reasonableness of the accounting estimates made by Company's directors, as well as evaluating the overall presentation of the Standalone Ind AS Financial Statements.

We believe that the audit evidence we have obtained is sufficient and appropriate to provide a basis for our audit opinion on the Standalone Ind AS Financial Statements.

Opinion

In our opinion and to the best of our information and according to the explanations given to us, the Standalone Ind AS Financial Statements give the information required by the Act in the manner so required and give a true and fair view in conformity with the accounting principles generally accepted in India including the Ind AS, of the state of affairs of the Company as at March 31, 2018, its financial performance including other comprehensive income, its cash flows and the statement of changes in equity for the year ended on that date.

Report on Other Legal and Regulatory Requirements

1. As required by the Companies (Auditor's Report) Order, 2016 ("the Order") issued by the Central Government of India in terms of sub-section (11) of section 143 of the Act, we give in the Annexure A, a statement on the matters Specified in paragraphs 3 and 4 of the said Order.

2. As required by section 143 (3) of the Act, we report that:

- (a) We have sought and obtained all the information and explanations which to the best of our knowledge and belief were necessary for the purposes of our audit;
- (b) In our opinion proper books of account as required by law have been kept by the Company so far as it appears from our examination of those books.
- (c) The Balance Sheet, Statement of Profit and Loss, and Cash Flow Statement dealt with by this Report are in agreement with the books of account
- (d) In our opinion, the aforesaid Standalone Ind AS Financial Statements comply with the Accounting Standards specified under Section 133 of the Act, read with relevant rules thereon.
- (e) On the basis of written representations received from the directors as on March 31, 2018 and taken on record by the Board of Directors, none of the directors is disqualified as on March 31, 2018 from being appointed as a director in terms of section 164(2) of the Act.
- (f) With respect to the adequacy of the internal financial controls with reference to Financial Statements of the Company and the operating effectiveness of such controls, refer to our separate report in "Annexure B"; and
- (g) With respect to the other matters to be included in the Auditor's Report in accordance with Rule 11 of the Companies (Audit and Auditors) Rules, 2014, in our opinion and to the best of our information and according to the explanations given to us:
 - i. The Company has disclosed the impact of pending litigations on its financial position in its Standalone Ind AS Financial Statement -Refer Note 32 to the Standalone Ind AS Financial Statement.
 - ii. The Company did not have any long-term contracts including derivative contracts for which there were any material foreseeable losses.
 - iii. There are no delays in payment of amounts to the Investor Education and Protection Fund during the year.

For **NATVARLAL VEPARI & CO.**
Chartered Accountants
Firm Registration no.106971W

Rinku Ghatalia
Partner
Membership No. 133762

Mumbai,
Dated : May 24, 2018

ANNEXURE A TO AUDITOR'S REPORT

- (i) (a) The Company has generally maintained proper records showing full particulars including quantitative details and situation of its fixed assets.
- (b) Fixed assets have been physically verified by the management during the year and no material discrepancies were identified on such verification.
- (c) We have verified the title deeds of immovable properties forming part of Fixed Assets produced before us by the management and in respect of the title deeds which were in possession of the bankers due to charge created, confirmation was obtained from the banker about the title deeds being in the name of the company.
- (ii) The management has conducted physical verification of inventory at reasonable intervals during the year. The discrepancies noticed between the book stock and the physical stocks were not material and they have been properly dealt with in the books of accounts.
- (iii) The Company has granted interest free loan to its wholly owned subsidiary company covered in the register maintained u/s 189 of the Companies Act 2013.
 - a. The terms and conditions of the grant of such loans are not prejudicial to the company's interest;
 - b. The loan is squared off during the year. Hence, the matters to be reported upon as per clause 3(iii) of the Companies (Auditors Report) Order, 2016 is not applicable to the Company.
- (iv) In our opinion and according to the information and explanations given to us, the company has complied with the provisions of section 185 and 186 of the Companies Act, 2013 with respect to loans, investments, guarantees and security given.
- (v) The Company has not accepted any deposit from the public pursuant to sections 73 to 76 or any other relevant provisions of the Companies Act, 2013 and rules framed thereunder. As informed to us, there is no order that has been passed by Company Law Board or National Company Law Tribunal or Reserve Bank of India or any Court or any other Tribunal in respect of the said sections.
- (vi) As informed to us, the maintenance of the cost records under the sub-section (1) of section 148 of the Companies Act, 2013 has been prescribed and we are of the opinion that prima facie, the prescribed accounts and records have been maintained. We have not, however, carried out a detailed examination of the records to ascertain whether they are accurate or complete.
- (vii) (a) The Company has been regular in depositing undisputed statutory dues including Provident fund, Employees State Insurance, Income Tax, Sales Tax, Service Tax, Custom Duty, Excise Duty, Cess, Goods & Services Tax and other statutory dues with the appropriate authorities during the year. According to the information and explanations given to us, no undisputed amount payable in respect of the aforesaid dues were outstanding as at March 31, 2018 for a period of more than six months from the date of becoming payable.
- (b) According to the information and explanations given to us, there are no dues of Sales Tax, Income Tax, Service Tax, Duty of Customs or Duty of Excise or Value Added Tax which have not been deposited on account of any dispute except as given in the statement attached herewith.
- (viii) According to the information and explanations given to us and based on the documents and records produced to us, the Company has not defaulted in repayment of dues to the financial institution or banks. Further, the company has not obtained any borrowings by way of debentures.
- (ix) The company has not raised any money by way of public issue / follow-on offer (including debt instruments). The Company has also not raised any term loans during the year. Hence clause 3(ix) of Companies (Auditors Report) Order 2016 is not applicable to the Company.
- (x) According to the information and explanations given to us and to the best of our knowledge and belief no fraud by the Company or on the Company by its officers or employees has been noticed or reported during the year.
- (xi) The managerial remuneration has been paid / provided in accordance with the requisite approvals mandated by the provisions of section 197 read with schedule V to the Companies Act, 2013.
- (xii) The Company is not a Nidhi Company. Hence clause 3(xii) of Companies (Auditors Report) Order 2016 is not applicable to the Company.
- (xiii) All transactions with the related parties are in compliance with sections 177 and 188 of the Companies Act, 2013 in so far as our examination of the proceedings of the meetings of the Audit Committee and Board of Directors are concerned. The details of related party transactions have been disclosed in the Standalone Ind AS Financial Statements as required by the applicable Accounting Standard.
- (xiv) The company has not made any preferential allotment / private placement of shares or fully or partly convertible debentures during the year under review and hence the clause 3(xiv) of the Companies (Auditors Report) Order, 2016 is not applicable to the Company.
- (xv) The company has not entered into any non-cash transactions with directors or persons connected with him and hence the clause 3(xv) of the Companies (Auditors Report) Order, 2016 is not applicable to the Company.
- (xvi) The nature of business and the activities of the Company are such that the Company is not required to obtain registration under section 45-IA of the Reserve Bank of India Act 1934.

For **NATVARLAL VEPARI & CO.**
Chartered Accountants
Firm Registration No.106971W

Rinku Ghatalia
Partner
Membership No. 133762

Mumbai,
Dated : May 24, 2018

ANNEXURE - B TO THE AUDITORS' REPORT

Report on the Internal Financial Controls with reference to Financial Statements under Clause (i) of Sub-section 3 of Section 143 of the Companies Act, 2013 ("the Act")

We have audited the internal financial controls with reference to Financial Statements of Manugraph India Limited ("the Company") as of March 31, 2018 in conjunction with our audit of the Standalone Ind AS Financial Statement of the Company for the year ended on that date.

Management's Responsibility for Internal Financial Controls

The Company's management is responsible for establishing and maintaining internal financial controls based on the internal control with reference to financial statements criteria established by the Company considering the essential components of internal control stated in the Guidance Note on Audit of Internal Financial Controls over Financial Reporting issued by the Institute of Chartered Accountants of India ('ICAI'). These responsibilities include the design, implementation and maintenance of adequate internal financial controls that were operating effectively for ensuring the orderly and efficient conduct of its business, including adherence to company's policies, the safeguarding of its assets, the prevention and detection of frauds and errors, the accuracy and completeness of the accounting records, and the timely preparation of reliable financial information, as required under the Companies Act, 2013.

Auditors' Responsibility

Our responsibility is to express an opinion on the Company's internal financial controls with reference to Financial Statements based on our audit. We conducted our audit in accordance with the Guidance Note on Audit of Internal Financial Controls over Financial Reporting (the "Guidance Note") and the Standards on Auditing, issued by ICAI and deemed to be prescribed under section 143(10) of the Companies Act, 2013, to the extent applicable to an audit of internal financial controls, both applicable to an audit of Internal Financial Controls and, both issued by the Institute of Chartered Accountants of India. Those Standards and the Guidance Note require that we comply with ethical requirements and plan and perform the audit to obtain reasonable assurance about whether adequate internal financial controls with reference to Financial Statements was established and maintained and if such controls operated effectively in all material respects.

Our audit involves performing procedures to obtain audit evidence about the adequacy of the internal financial controls system with reference to Financial Statements and their operating effectiveness. Our audit of internal financial controls with reference to Financial Statements included obtaining an understanding of internal financial controls with reference to Financial Statements, assessing the risk that a material weakness exists, and testing and evaluating the design and operating effectiveness of internal control based on the assessed risk. The procedures selected depend on the auditor's judgment, including the assessment of the risks of material misstatement of the financial statements, whether due to fraud or error.

We believe that the audit evidence we have obtained is sufficient and appropriate to provide a basis for our audit opinion on the Company's internal financial controls system with reference to Financial Statements.

Meaning of Internal Financial Controls with reference to Financial Statements

A company's internal financial control with reference to Financial Statements is a process designed to provide reasonable assurance regarding the reliability of financial reporting and the preparation of financial statements for external purposes in accordance with generally accepted accounting principles. A company's internal financial control with reference to Financial Statements includes those policies and procedures that (1) pertain to the maintenance of records that, in reasonable detail, accurately and fairly reflect the transactions and dispositions of the assets of the company; (2) provide reasonable assurance that transactions are recorded as necessary to permit preparation of financial statements in accordance with generally accepted accounting principles, and that receipts and expenditures of the company are being made only in accordance with authorisations of management and directors of the company; and (3) provide reasonable assurance regarding prevention or timely detection of unauthorised acquisition, use, or disposition of the company's assets that could have a material effect on the financial statements.

Inherent Limitations of Internal Financial Controls with reference to Financial Statements.

Because of the inherent limitations of Financial controls with reference to Financial Statements, including the possibility of collusion or improper management override of controls, material misstatements due to error or fraud may occur and not be detected. Also, projections of any evaluation of the internal financial controls with reference to Financial Statements to future periods are subject to the risk that the internal financial control with reference to Financial Statements may become inadequate because of changes in conditions, or that the degree of compliance with the policies or procedures may deteriorate.

Opinion

In our opinion, the Company has, in all material respects, an adequate internal financial controls system with reference to Financial Statements and such internal financial controls with reference to financial statements were operating effectively as at March 31, 2018, based on the internal control with reference to financial statements criteria established by the Company considering the essential components of internal control stated in the Guidance Note on Audit of Internal Financial Controls Over Financial Reporting issued by the Institute of Chartered Accountants of India.

For **NATVARLAL VEPARI & CO.**

Chartered Accountants

Firm Registration no.106971W

Rinku Ghatalia

Partner

Membership No. 133762

Mumbai,

Dated : May 24, 2018

Statement of Statutory Dues Outstanding on account of disputes as on March 31, 2018, Referred to in Para (vii)(b) of Annexure A to the Auditors' Report

Name of statute	Nature of dues	Amount (₹ in Lakhs)	Period to which the amount relates	Forum where dispute is pending
Finance Act-1944 – Central excise act 1944.	Wrong credit of Service Tax received from Head Office(Input Service Distributor)	16.49	2008 to 2013	Superintendent of Central Excise, Panchganga Range, Kolhapur.
Central excise act 1944.	Wrong credit of Service Tax Credit claimed on Input Service Distributor	1.39	2014-15	Deputy Commissioner, Central Excise Kolhapur-II Div.
Central excise act 1944.	Wrong credit of Service Tax Credit claimed on Input Service Distributor	4.47	2015-16	Deputy Commissioner, Central Excise Kolhapur-II Div.
Central Excise Act. 1944	Excise duty on scrap generated at vendors end.	4.80	01-07-2007 to 30-11-2007	The Asstt. Commissioner, Central Excise Kolhapur- II.
Central Excise Act. 1944	Excise duty on sale of spares to related persons.	0.07	01-01-06 to 30-06-06	The Dy. Commissioner, Central Excise Kolhapur- II.
Central Excise Act. 1944	Excise duty on sale of spares to related persons.	0.03	01-06-05 to 31-12-05	The Asstt. Commissioner, Central Excise Kolhapur- II.
Central Excise Act. 1944	Excise duty on sale of spares to related persons.	0.12	01-07-06 to 30-11-06	The Asstt. Commissioner, Central Excise Kolhapur- II.
Central Excise Act. 1944	Excise duty on sale of spares to related persons.	0.05	01-12-06 to 30-06-2007	The Asstt. Commissioner, Central Excise Kolhapur- II.
Central Excise Act. 1944	Excise duty on sale of spares to related persons.	0.15	01-07-07 to 31-03-2008	The Asstt. Commissioner, Central Excise Kolhapur- II.

Name of statute	Nature of dues	Amount (₹ in Lakhs)	Period to which the amount relates	Forum where dispute is pending
Central Excise Act. 1944	Duty Draw Back on Exported Goods.	3.90	01-09-10 to 30-09-10	The Joint Secretary, Govt. Of India, Ministry Of Finance, Department of Revenue, New Delhi. & The Dy. Comiissioner of Customs , DBK, JNCH, Nhava Sheva.
Central Excise Act. 1944	Duty Draw Back on Exported Goods.	4.83	01-12-10 to 31-12-10	The Joint Secretary, Govt. Of India, Ministry Of Finance, Department of Revenue, New Delhi.
Central Excise Act. 1944	Duty Draw Back on Exported Goods.	5.93	01-12-10 to 31-12-10	The Joint Secretary, Govt. Of India, Ministry Of Finance, Department of Revenue, New Delhi.
Finance Act 1994	Service Tax Credit on Out Ward Freight	0.03	February-2015 to October-2015	The Superintendent, Central Excise, Range-I, Kolhapur.
Income Tax Act 1961	Income tax Demand	4.38	A Y 2013-2014	Commissioner of Income Tax (A)

Balance Sheet as at 31st March, 2018

(All amounts are in ₹ Lakhs unless otherwise stated)

Particulars	Note Ref	As at March 31, 2018	As at March 31, 2017	As at April 01, 2016
I ASSETS				
1 Non-Current Assets				
(a) Property, Plant & Equipment	1	9,912.62	10,357.70	10,802.02
(b) Capital Work-in-Progress	1A	-	46.20	-
(c) Intangible Assets	1B	185.03	171.12	193.78
(d) Financial Assets				
(i) Investments	2	1,265.71	2,745.71	7,245.84
(ii) Loans	3	365.74	417.96	436.59
(iii) Other Financial Assets	4	48.94	49.33	48.77
(e) Other Non-Current Assets	5	2,807.50	3,332.35	3,579.91
Total Non-current Assets		14,585.54	17,120.37	22,306.91
2 Current Assets				
(a) Inventories	6	7,769.90	4,791.29	6,178.41
(b) Financial Assets				
(i) Investments	7	4,755.42	6,009.62	2,812.93
(ii) Trade Receivables	8	1,797.00	632.95	2,624.16
(iii) Cash and cash equivalents	9	334.07	942.84	1,180.76
(iv) Bank balances other than (iii) above	10	56.01	1,003.00	1,007.58
(v) Loans	3	141.27	147.40	145.83
(vi) Other Financial Assets	4	20.48	49.16	55.16
(c) Other current assets	5	1,105.02	240.86	430.52
(d) Non current Assets held for sale	11	-	-	34.70
Total Current Assets		15,979.17	13,817.12	14,470.05
TOTAL ASSETS		30,564.71	30,937.49	36,776.96
II EQUITY & LIABILITIES				
Equity				
(a) Equity share capital	12	608.30	608.30	608.30
(b) Other equity	13	20,395.37	22,474.79	27,237.59
Total equity		21,003.67	23,083.09	27,845.89
Liabilities				
1 Non-Current Liabilities				
(a) Financial Liabilities				
(i) Borrowings		-	-	-
(ii) Other Financial Liabilities	14	5.73	8.05	7.80
(b) Provisions	15	319.14	358.49	310.46
(c) Deferred Tax Liabilities (Net)	16	1,378.35	1,184.76	1,082.65
Total Non-current Liabilities		1,703.22	1,551.30	1,400.91
2 Current Liabilities				
(a) Financial Liabilities				
(i) Borrowings	17	252.10	-	-
(ii) Trade Payables	18	3,749.81	2,291.09	2,124.71
(iii) Other Financial Liabilities	14	474.26	889.00	461.87
(b) Other Current Liabilities	19	2,485.99	2,137.31	3,810.48
(c) Provisions	15	895.66	985.70	1,133.10
Total Current Liabilities		7,857.82	6,303.10	7,530.16
Total Liabilities		9,561.04	7,854.40	8,931.07
TOTAL EQUITY AND LIABILITIES		30,564.71	30,937.49	36,776.96

The accompanying Notes form an integral part of the Financial Statements

As per our report of even date attached

For **Natvarlal Vepari & Co.**
Chartered Accountants
Firm Registration No. 106971W

Rinku Ghatalia
Partner
M.No. 133762

Mumbai, Date: May 24, 2018

For and on behalf of the Board of Directors

Sanjay S. Shah
DIN : 00248592

Pradeep S. Shah
DIN : 00248692

Mihir V. Mehta
Company Secretary

Mumbai, Date: May 24, 2018

Vice Chairman and Managing Director

Managing Director

Suresh Narayan
Chief Financial Officer

Statement of Profit and Loss for the year ended 31st March, 2018

(All amounts are in ₹ Lakhs except EPS)

Particulars	Note Ref	2017-18	2016-17
Income			
I Revenue from Operations	20	18,923.15	28,639.01
II Other Income	21	990.74	666.66
III Total Income (I + II)		19,913.89	29,305.67
IV Expenses			
Cost of Materials Consumed	22	12,405.58	14,008.52
Purchase of Stock-in-Trade		614.20	-
Changes in inventories of finished goods, work-in-progress and Stock-in-Trade	23	(1,948.63)	1,146.09
Excise Duty		456.25	2,807.19
Employee Benefit Expenses	24	4,591.70	6,070.56
Finance Cost	25	116.11	67.16
Depreciation & Amortisation Expense	26	528.68	611.55
Other Expenses	27	3,492.14	4,620.72
Total Expenses (IV)		20,256.03	29,331.79
V Profit / (Loss) Before exceptional items and Tax (III - IV)		(342.14)	(26.12)
VI Exceptional Items			
1) Profit on sale of Non-current Asset held for sale		-	303.71
2) Provision for impairment of investment in subsidiary		(1,500.00)	(4500.00)
VII Profit / (Loss) Before Tax (V - VI)		(1,842.14)	(4222.41)
1. Current Tax		-	55.46
2. Deferred Tax		193.59	102.12
3. Tax adjustment of previous years		-	15.58
VIII Tax Expense		193.59	173.16
IX Profit / (Loss) for the period from continuing operations		(2035.73)	(4395.57)
X Profit/(Loss) from discontinued operations		-	-
XI Tax Expense of discontinued operations		-	-
XII Profit/(Loss) from Discontinued Operations after Tax		-	-
XIII Profit / (Loss) for the period (IX+XII)		(2,035.73)	(4395.57)
Other Comprehensive Income			
A Item that will not be reclassified to Statement of Profit and Loss			
(i) Remeasurement gain / (loss) on defined benefit plans		139.35	(1.74)
(ii) Income tax relating to items that will not be reclassified to Statement of Profit and Loss		-	0.58
B Item that will be reclassified to Statement of Profit and Loss		-	-
Other Comprehensive Income for the year, net of tax		139.35	(1.16)
XIV Total Comprehensive Income for the year, net of tax		(1,896.38)	(4,396.73)
XV Earnings per Equity Share	29		
Before exceptional items - Basic & Diluted (in ₹)		(1.76)	(0.66)
After exceptional items - Basic & Diluted (in ₹)		(6.69)	(14.45)
Par Value		2.00	2.00

The accompanying Notes form an integral part of the Financial Statements

As per our report of even date attached

For **Natvarlal Vepari & Co.**
Chartered Accountants
Firm Registration No. 106971W

Rinku Ghatalia
Partner
M.No. 133762

Mumbai, Date: May 24, 2018

For and on behalf of the Board of Directors

Sanjay S. Shah
DIN : 00248592

Vice Chairman and Managing Director

Pradeep S. Shah
DIN : 00248692

Managing Director

Mihir V. Mehta
Company Secretary

Suresh Narayan
Chief Financial Officer

Mumbai, Date: May 24, 2018

Statement of Changes in Equity for the year ended March 31, 2018

(All amounts are in ₹ Lakhs unless otherwise stated)

Equity Share Capital

Particulars	No. of shares	Amount
Balance as at April 1, 2016	30,415,061	608.30
Changes in equity share capital during the year	-	-
Balance as at March 31, 2017	30,415,061	608.30
Changes in equity share capital during the year	-	-
Balance as at March 31, 2018	30,415,061	608.30

Particulars	Other Equity							Total Other Equity
	Reserves and Surplus						Total Comprehensive Income Reclassified to P&L	
	Capital Reserve	Capital Reserve on Amalgamation	Capital Redemption Reserve	Security Premium Reserve	General Reserve	Retained Earnings		
As at 1st April, 2016	70.00	128.00	110.58	2,145.06	9,225.00	15,558.95	-	27,237.59
Profit for the period	-	-	-	-	-	(4,395.57)	-	(4,395.57)
Dividend	-	-	-	-	-	304.15	-	304.15
Tax on Dividend	-	-	-	-	-	61.93	-	61.93
Actuarial gain/(loss) on gratuity (Net of tax thereon)	-	-	-	-	-	(1.16)	-	(1.16)
As at 31st March, 2017	70.00	128.00	110.58	2,145.06	9,225.00	10,796.14	-	22,474.79
Profit for the period	-	-	-	-	-	(2,035.73)	-	(2,035.73)
Dividend	-	-	-	-	-	152.08	-	152.08
Tax on Dividend	-	-	-	-	-	30.96	-	30.96
Actuarial gain/(loss) on gratuity (Net of tax thereon)	-	-	-	-	-	139.35	-	139.35
As at 31st March, 2018	70.00	128.00	110.58	2,145.06	9,225.00	8,716.73	-	20,395.37

As per our report of even date attached

For and on behalf of the Board of Directors

For **Natvarlal Vepari & Co.**
Chartered Accountants
Firm Registration No. 106971W

Sanjay S. Shah
DIN : 00248592

Vice Chairman and Managing Director

Pradeep S. Shah
DIN : 00248692

Managing Director

Rinku Ghatalia
Partner
M.No. 133762

Mihir V. Mehta
Company Secretary

Suresh Narayan
Chief Financial Officer

Mumbai, Date: May 24, 2018

Mumbai, Date: May 24, 2018

Statement of Cash Flows for the year ended 31st March, 2018

(All amounts are in ₹ Lakhs unless otherwise stated)

Particulars	2017-18	2016-17
A. CASH FLOW FROM OPERATING ACTIVITIES		
Profit / (Loss) before tax	(1,842.14)	(4,222.41)
Add: Depreciation & Amortisation expense	528.68	611.55
Finance Cost	84.81	12.39
Provision for diminution of investment	1,500.00	4,500.00
Actuarial Gain / (loss) on obligation	139.35	(1.74)
Fixed assets scrapped	13.77	46.12
Gain on disposal of assets	(12.66)	(307.28)
Loss on disposal of investments	-	0.13
Sundry debit balances written off	21.33	10.00
Sundry credit balances appropriated	(11.88)	(32.23)
Provision for gratuity	(49.22)	(135.00)
Provision for earned leave wages	(46.48)	60.06
Provision for warranty	(33.68)	(24.44)
Dividend income	(0.05)	(0.05)
Profit on sale of investments	(149.29)	(352.63)
Net gain on financial assets measured at FVTPL	(253.70)	-
Excess provision written back	(407.02)	-
Interest received on deposits	(112.21)	(241.17)
Operating profit before working capital changes	(630.39)	(76.70)
Working capital changes		
Trade payable and other liabilities	1,811.24	(1,043.66)
Inventory changes	(2,978.61)	1,387.12
Trade receivables	(1,185.38)	1,981.21
Loans & Advances	(235.99)	422.66
Cash generated from operations	(3,219.13)	2,747.33
Deduct: Direct taxes	32.61	23.46
Net cash from operating activities	(3,251.74)	2,647.17

Statement of Cash Flows for the year ended 31st March, 2018

(All amounts are in ₹ Lakhs unless otherwise stated)

Particulars	2017-18	2016-17
B CASH FLOW FROM INVESTING ACTIVITIES		
Purchase of fixed assets including CWIP	(124.99)	(238.25)
Purchase of investments	(11,273.70)	(13,509.62)
Sale of fixed assets	72.57	308.62
Assets held for sale	-	34.70
Sale of investments	12,910.88	10,665.56
Dividend received	0.05	0.05
Other bank balances	946.99	4.58
Interest received	128.91	231.12
Net cash flow from investing activities	2,660.71	(2,503.24)
C CASH FLOW FROM FINANCING ACTIVITIES		
Interest paid	(84.81)	(12.25)
Dividend paid including dividend tax	(185.03)	(369.60)
Borrowings during the year	252.10	-
Net cash flow from financing activities	(17.74)	(381.85)
Net cash flow from Operating, Investing and Financing activities	(608.77)	(237.92)
Cash and cash equivalents at the beginning of the year	942.84	1,180.76
Add: Net cash flow from Operating, Investing and Financing activities	(608.77)	(237.92)
Cash and cash equivalents at the end of the year	334.07	942.84

The above Statement of Cash Flows has been prepared under the 'Indirect Method' as set out in the Ind AS 7 - Statement of Cash Flows as notified under the Companies (Indian Accounting Standards) Rules, 2015.

As per our report of even date attached

For **Natvarlal Vepari & Co.**
Chartered Accountants
Firm Registration No. 106971W

Rinku Ghatalia
Partner
M.No. 133762

Mumbai, Date: May 24, 2018

For and on behalf of the Board of Directors

Sanjay S. Shah
DIN : 00248592

Vice Chairman and Managing Director

Pradeep S. Shah
DIN : 00248692

Managing Director

Mihir V. Mehta
Company Secretary

Suresh Narayan
Chief Financial Officer

Mumbai, Date: May 24, 2018

Notes on financial statements for the year ended March 31, 2018

CORPORATE INFORMATION

Manugraph India Limited (hereinafter referred to as "MIL" or "the company") a public company domiciled in India, was incorporated under the provisions of the Companies Act, 1956 in the year 1972.

The company is the largest manufacturer of single width web-offset printing presses in India and has a significant share of the world market for its products. The manufacturing facilities are located at Kolhapur in India. The company has its in-house R&D facilities with a combined strength of over 50 engineers. The R&D facilities are recognized by Department of Scientific and Industrial Research – Ministry of Science and Technology, Government of India.

The financial statements of the company for the year ended March 31, 2018 were authorised for issue in accordance with the resolution passed at the meeting of the Board of Directors on Thursday, May 24, 2018.

SIGNIFICANT ACCOUNTING POLICIES

This Note provides a list of the significant Accounting Policies adopted by the Company in the preparation of these Financial Statements. These policies have been consistently applied to all the years presented, unless otherwise stated.

a) BASIS OF PREPARATION OF FINANCIAL STATEMENTS

i. Compliance with Ind-AS :

These financial statements have been prepared in accordance with Indian Accounting Standards ("Ind AS") as notified by Ministry of Corporate Affairs pursuant to Section 133 of the Companies Act, 2013 ('the Act') read with Rule 3 of the Companies (Indian Accounting Standards) Rules, 2015 as amended and other relevant provisions of the Act.

The Financial Statements comply in all material respects with Indian Accounting Standards notified under Section 133 of the Companies Act, 2013 [Companies (Indian Accounting Standards) Rules, 2015], as amended and other relevant provisions of the Act.

The financial statements for the year ended March 31, 2018 are the first Ind AS financial statements of the Company. The financial statements of March 31, 2017 have been restated to give effect of Ind AS and to arrive at comparable figures as that of March 31, 2017. Reconciliation and descriptions of the effect of the transition has been summarized in Note no. 33.

Accounting policies have been consistently applied except where a newly issued accounting standard is initially adopted or a revision to an existing accounting standard requires a change in the accounting policy hitherto in use.

ii. Current / Non-current classification

Any asset or liability is classified as current if it satisfies any of the following conditions:

- the asset / liability is expected to be realised / settled in the Company's normal operating cycle;
- the asset is intended for sale or consumption;
- the asset / liability is held primarily for the purpose of trading;
- the asset / liability is expected to be realized / settled within twelve months after the reporting period;
- the asset is cash or cash equivalent unless it is restricted from being exchanged or used to settle a liability for at least twelve months after the reporting date;
- in the case of a liability, the Company does not have an unconditional right to defer settlement of the liability for at least twelve months after the reporting date.

All other assets and liabilities are classified as non-current.

For the purpose of current / non-current classification of assets and liabilities, the Company has ascertained its normal operating cycle as twelve months. This is based on the nature of services and the time between the acquisition of assets or inventories for processing and their realization in cash and cash equivalents.

iii. Historical cost convention:

The financial statements have been prepared on a historical cost basis except for the following:

- certain financial assets and liabilities that are measured at fair value
- certain assets and liabilities classified as held for sale that are measured at fair value less cost to sale.

Notes on financial statements for the year ended March 31, 2018

b) FOREIGN CURRENCY TRANSACTIONS

Functional and presentation currency

Items included in the Financial Statements of the Company are measured using the currency of the primary economic environment in which the Company operates ('the functional currency'). The Financial Statements of the Company are presented in Indian Rupees (₹.), which is also the functional and presentation currency of the Company.

Transactions and balances

- i) Transactions denominated in foreign currencies are recorded at the exchange rate prevailing on the date of the transaction or that approximates the actual rate at the date of the transaction.
- ii) Foreign currency denominated monetary assets and liabilities are translated into the relevant functional currency at exchange rates in effect at the Balance Sheet date.
- iii) Transaction gains or losses realized upon settlement of foreign currency transactions are included in determining net profit for the period in which the transaction is settled.
- iv) Losses arising on account of transactions covered by forward contract is recognised over the period of the contract.
- v) Monetary assets and liabilities at the end of the year are converted at the year end rate and the resultant gain or loss is accounted for in the Income Statement.
- vi) The company has not used any derivative instrument except forward contracts which have been used for hedging the foreign currency exposure. The company does not undertake any speculative or trading activity through derivative instruments.

c) REVENUE RECOGNITION

- i) Time of recognition: Revenue from sale of goods is recognised when all the significant risks and rewards of ownership in the goods are transferred to the buyer as per the terms of the contract, there is no continuing managerial involvement with the goods, the amount of revenue can be measured reliably and it is probable that future economic benefits will flow to the entity and specific criteria have been met for each of the activities of the Company. This generally happens upon dispatch of the goods to customers, except for export sales which are recognised when significant risk and rewards are transferred to the buyer as per the terms of contract.

Revenue from services is accounted on percentage completion method and is recognised in the accounting period in which the services are rendered.

Eligible export incentives are recognised in the year in which the conditions precedent are met and there is no significant uncertainty about the collectability.

- ii) Measurement of revenue: Revenue is measured at the fair value of the consideration received or receivable, after the deduction of any trade discounts, volume rebates and any taxes or duties collected on behalf of the Government which are levied on sales such as Goods and Services Tax (GST). Revenue is presented net of GST, with an exception that for the comparative period ended 31st March, 2017 revenue has been presented inclusive excise duty, with excise duty is presented as expense as a separate line on the face of the Statement of Profit and Loss. Discounts given include rebates, price reductions and other incentives given to customers. No element of financing is deemed present as the sales are made with a payment term which is consistent with market practice.
- iii) Revenue in respect of Insurance /other claims, commission etc. are recognised only when it is reasonably certain that the ultimate collection will be made.
- iv) Interest income is recognised on time proportion basis using effective interest rate method.
- v) Dividend income is recognised when the right to receive the same is established.
- vi) Current investments are marked to market at the end of the relevant period and the resultant gains or losses are recognised in the Income statement.

Notes on financial statements for the year ended March 31, 2018

d) INCOME TAXES

The income tax expense or credit for the period is the tax payable on the taxable income of the current period based on the applicable income tax rates adjusted by changes in deferred tax assets and liabilities attributable to temporary differences and to unused tax losses.

The current income tax charge is calculated on the basis of the tax laws enacted or substantively enacted at the end of the reporting period. Management periodically evaluates positions taken in tax returns with respect to situations in which applicable tax regulation is subject to interpretation. It establishes provisions where appropriate on the basis of amounts expected to be paid to the tax authorities.

Minimum Alternate Tax ('MAT') under the provisions of the Income Tax Act, 1961 is recognised as current tax in the Statement of Profit and Loss. The credit available under the Act in respect of MAT paid are recognised as an asset only when and to the extent there is convincing evidence that the Company will pay normal income tax during the period for which the MAT credit can be carried forward for set off against the normal tax liability. Such asset is reviewed at each Balance Sheet date.

Deferred income tax is provided in full, using the liability method, on temporary differences arising between the tax bases of assets and liabilities and their carrying amounts. However, deferred tax liabilities are not recognised if they arise from the initial recognition of Goodwill. Deferred income tax is also not accounted for if it arises from initial recognition of an asset or liability in a transaction other than a business combination that at the time of the transaction affects neither accounting profit nor taxable profit | (tax loss). Deferred income tax is determined using tax rates (and laws) that have been enacted or substantially enacted by the Balance Sheet date and are expected to apply when the related deferred income tax asset is realised or the deferred income tax liability is settled.

Deferred tax assets are recognised for all deductible temporary differences and unused tax losses only if it is probable that future taxable amounts will be available to utilise those temporary differences and losses.

Deferred tax assets and liabilities are offset when there is a legally enforceable right to offset current tax assets and liabilities and when the deferred tax balances relate to the same taxation authority. Current tax assets and tax liabilities are offset where the entity has a legally enforceable right to offset and intends either to settle on a net basis, or to realise the asset and settle the liability simultaneously.

Current and deferred tax is recognised in profit or loss, except to the extent that it relates to items recognised in Other Comprehensive Income or directly in equity. In this case, the tax is also recognised in Other Comprehensive Income or directly in equity, respectively.

e) LEASES

As a lessee:

Leases in which a significant portion of the risks and rewards of ownership are not transferred to the Company as lessee are classified as operating leases. Payments made under operating leases (net of any incentives received from the lessor) are charged to profit or loss on a straight-line basis over the period of the lease unless the payments are structured to increase in line with expected general inflation to compensate for the lessor's expected inflationary cost increases for the lessor.

As regards land, where the lease term is for 99 years, and where the Company is lessee, the lease is considered as Finance Lease.

As a lessor:

Lease income from operating leases where the Company is a lessor is recognised as income on a straight-line basis over the lease term unless the receipts are structured to increase in line with expected general inflation to compensate for the expected inflationary cost increases. The respective leased assets are included in the Balance Sheet based on their nature. Leases of property, plant and equipment where the Company as a lessor has substantially transferred all the risks and rewards are classified as finance lease. Finance leases are capitalised at the inception of the lease at the fair value of the leased property or, if lower, the present value of the minimum lease payments. The corresponding rent receivables, net of interest income, are included in other financial assets. Each lease receipt is allocated between the asset and interest income. The interest income is recognised in the Statement of Profit and Loss over the lease period so as to produce a constant periodic rate of interest on the remaining balance of the asset for each period.

Notes on financial statements for the year ended March 31, 2018

Under combined lease agreements, land and building are assessed individually. Lease rental attributable to the operating lease are charged to Statement of Profit and Loss as lease income whereas lease income attributable to finance lease is recognised as finance lease receivable and recognised on the basis of effective interest rate.

f) PROPERTY, PLANT AND EQUIPMENT

Freehold land is carried at historical cost. All other items of property, plant and equipment are stated at acquisition cost net of accumulated depreciation and accumulated impairment losses, if any. Historical cost includes expenditure that is directly attributable to the acquisition of the items.

Property, plant and equipment are stated at original cost net of tax / duty credit availed, less accumulated depreciation and accumulated impairment losses, if any. All other repair and maintenance costs are recognised in the statement of profit and loss as incurred.

Spare parts, stand-by equipment and servicing equipment are recognised as property, plant and equipment if they are held for use in the production or supply of goods or services, for rental to others, or for administrative purposes and are expected to be used during more than one period.

Capital work-in-progress includes cost of property, plant and equipment under installation / under development as at the balance sheet date. Advances paid towards the acquisition of property, plant and equipment outstanding at each Balance Sheet date is classified as 'capital advances' under other non-current assets and the costs of assets not ready for the intended use before balance sheet date are disclosed under 'Capital work-in-progress'. Subsequent expenditures relating to property, plant and equipment are capitalized only when it is probable that it increases the future economic benefits associated with the asset beyond the previously assessed standard of performance and these will flow to the Company and the cost of the item can be measured reliably.

The cost and related accumulated depreciation are eliminated from the financial statements upon sale or retirement of the asset and the resultant gains or losses are recognised in the Statement of Profit and Loss. Assets to be disposed of are reported at the lower of the carrying value or the fair value less cost to sell, and depreciation ceases on such assets.

The assets residual values, useful lives and methods of depreciation are reviewed at each financial year end, changes there in are considered as estimates and accordingly accounted for adjusted prospectively.

Cost of borrowing for assets taking substantial time to be ready for use is capitalised for the period upto the time the asset is ready to use.

Intangible assets are stated at cost of construction less accumulated amortised amount and accumulated impairment losses, if any

Transition to Ind AS:

On transition to Ind AS, the Company has exercised the option under Para D5 of Ind AS 101, First Time Adoption of Indian Accounting Standards (Ind AS 101), and elected to measure certain land at fair value and as regards other items of property, plant and equipment, they were accounted for (retrospectively) as per Ind AS.

DEPRECIATION

Tangible Fixed Assets: Depreciation on all assets of the Company is charged on straight line method over the useful life of assets at the rates and in the manner provided in Schedule II of the Companies Act 2013 for the proportionate period of use during the year.

The Company depreciates its property, plant and equipment over the useful life in the manner prescribed in Schedule II to the Act, and management believe that useful life of assets are same as those prescribed in Schedule II to the Act.

The residual values are not more than 5% of the original cost of the asset.

The residual values, useful lives and method of depreciation of property, plant and equipment is reviewed at each financial year end, changes there in are considered as change in an estimate and accordingly accounted for prospectively.

g) INTANGIBLE FIXED ASSETS

Intangible assets are amortized by straight line method over the estimated useful life of such assets. The useful life is estimated based on the evaluation of future economic benefits expected of such assets. The amortisation period and amortisation

Notes on financial statements for the year ended March 31, 2018

method and useful life are reviewed atleast at each financial year end. If the expected useful life of assets is significantly different from previous estimates, the amortisation period is changed accordingly.

Computer Software includes enterprise resource planning project and other cost relating to software which provides significant future economic benefits. These costs comprise of license fees and cost of system integration services.

Development expenditure qualifying as an intangible asset, if any, is capitalised, to be amortised over the economic life of the product / patent.

Intangible assets are stated at cost less accumulated amortization and impairment, if any. Intangible assets are amortized by straight line method over the estimated useful life of such assets.

h) IMPAIRMENT OF ASSETS

The carrying amounts of assets are reviewed at each Balance Sheet date to assess if there is any indication of impairment based on internal / external factors. An impairment loss on such assessment will be recognised wherever the carrying amount of an asset exceeds its recoverable amount. The recoverable amount of the assets is net selling price or value in use, whichever is higher. While assessing value in use, the estimated future cash flows are discounted to the present value by using weighted average cost of capital. A previously recognised impairment loss is further provided or reversed depending on changes in the circumstances and to the extent that carrying amount of the assets does not exceed the carrying amount that would have been determined if no impairment loss had previously been recognised. An impairment loss is charged to the Income statement in the year in which an asset is identified as impaired. The impairment loss recognised in prior accounting period is reversed if there has been a change in the estimate of recoverable amount.

Goodwill, intangible assets having indefinite useful life and intangible assets currently not in use by the company are tested for impairment annually and also whenever there are indicators of impairments.

Reversal of impairment of Goodwill is not recognized.

i) CASH AND CASH EQUIVALENTS

Cash and cash equivalents include cash in hand, cash in bank, cheques on hand, demand deposits with bank and other short-term (three months or less from the date of acquisition), highly liquid investments that are readily convertible into cash and which are subject to an insignificant risk of changes in value.

j) TRADE RECEIVABLE

Trade receivables are initially recognised as per Ind AS 18 'Revenue' and these assets are held at amortised cost.

k) TRADE AND OTHER PAYABLES

These amounts represent liabilities for goods and services provided to the Company prior to the end of financial year which are unpaid. Trade and other payables are presented as current liabilities unless payment is not due within 12 months after the reporting period. They are recognised initially at their fair value and subsequently measured at amortised cost using the effective interest method.

l) INVENTORIES

Raw materials and components, packing materials, purchased finished goods, work-in-progress, finished goods manufactured, fuel, stores and spares other than specific spares for machinery are valued at cost or net realisable value whichever is lower. Cost of inventories is ascertained on the weighted average basis.

Work -in -Progress include the cost of purchase, appropriate share of cost of conversion and other overhead incurred in bringing the inventory to its present location and condition and measured at lower of cost or net realisable value

'Cost' comprises all costs of purchase, costs of conversion and other costs incurred in bringing the inventory to the present location and condition. Due allowances are made for slow moving and obsolete inventories based on estimates made by the Company.

Finished products are valued at lower of cost and net realisable value Cost is computed including Material, Labour and Overheads related to the manufacturing operations.

Items such as spare parts, stand-by equipment and servicing equipment which is not property, plant and machinery gets classified as inventory.

Notes on financial statements for the year ended March 31, 2018

m) FINANCIAL INSTRUMENTS

Classification

The company classifies its financial assets in the following measurement categories:

- i) Those to be measured subsequently at fair value (either through Other Comprehensive Income, or through profit or loss)
- ii) Those to be measured at amortised cost

The classification depends upon the business model of the entity for managing financial assets and the contractual terms of the cash flows.

For assets measured at fair value, gains and losses will either be recorded in profit or loss or Other Comprehensive Income. For investments in debt instruments, this will depend on the business model in which the investment is held. For investments in equity instruments, this will depend on whether the Company has made an irrevocable election at the time of initial recognition to account for the equity investment at fair value through Other Comprehensive Income.

Initial recognition and measurement

The Company recognizes financial assets and financial liabilities when it becomes a party to the contractual provisions of the instrument. All financial assets and liabilities are recognized at fair value on initial recognition, except for trade receivables which are initially measured at transaction price. Transaction costs that are directly attributable to the acquisition or issue of financial assets and financial liabilities, that are not carried at fair value through profit or loss are added to the fair value on initial recognition. Transaction costs of financial assets carried at fair value through profit or loss are expensed in the Statement of Profit and Loss.

Subsequent measurement

After initial recognition, financial assets are measured at:

- i) Fair Value (either through Other Comprehensive Income (FVOCI) or through profit or loss (FVTPL) or
- ii) Amortised cost

Non-derivative financial instruments

i) Financial assets carried at amortised cost

A financial asset is subsequently measured at amortised cost if it is held within a business model whose objective is to hold the asset in order to collect contractual cash flows and the contractual terms of the financial asset give rise on specified dates to cash flows that are solely payments of principal and interest on the principal amount outstanding, using the Effective Interest Rate (EIR) method less impairment, if any. The amortisation of EIR and loss arising from impairment, if any is recognised in the Statement of Profit and Loss.

ii) Financial assets at fair value through other comprehensive income (FVOCI)

A financial asset is subsequently measured at fair value through other comprehensive income if it is held within a business model whose objective is achieved by both collecting contractual cash flows and selling financial assets and the contractual terms of the financial asset give rise on specified dates to cash flows that are solely payments of principal and interest on the principal amount outstanding. Fair value movements are recognised in the Other Comprehensive Income (OCI). The Company has made an irrevocable election for its investments which are classified as equity instruments to present the subsequent changes in fair value in other comprehensive income based on its business model. Further, in cases where the Company has made an irrevocable election based on its business model, for its investments which are classified as equity instruments, the subsequent changes in fair value are recognized in other comprehensive income. On de-recognition, cumulative gain or loss previously recognised in OCI is reclassified from the equity to 'other income' in the Statement of Profit and Loss.

iii) Financial assets at fair value through profit or loss (FVTPL)

A financial asset not classified as either amortised cost or FVOCI, is classified as FVTPL. Such financial assets are measured at fair value with all changes in fair value, including interest income and dividend income if any, recognised as 'other income' in the Statement of Profit and Loss.

Financial liabilities

i) Classification as debt or equity

Financial liabilities and equity instruments issued by the Company are classified according to the substance of the contractual arrangements entered into and the definitions of a financial liability and an equity instrument.

ii) Initial recognition and measurement

Financial liabilities are recognised when the Company becomes a party to the contractual provisions of the instrument.

Notes on financial statements for the year ended March 31, 2018

Financial liabilities are initially measured at the fair value.

iii) Subsequent measurement

Financial liabilities are subsequently measured at amortised cost using the effective interest rate method. Financial liabilities carried at fair value through profit or loss are measured at fair value with all changes in fair value recognised in the Statement of Profit and Loss.

iv) De-recognition

A financial liability is de-recognised when the obligation specified in the contract is discharged, cancelled or expires.

Investment in subsidiaries

Investments in subsidiary companies are carried at cost less accumulated impairment losses, if any. Where an indication of impairment exists, the carrying amount of the investment is assessed and written down immediately to its recoverable amount. On disposal of investments in subsidiary companies the difference between net disposal proceeds and the carrying amounts are recognised in the Statement of Profit and Loss.

Derivative financial instruments

The Company holds derivative financial instruments such as foreign exchange forward contracts to mitigate the risk of changes in exchange rates on foreign currency exposures. The counterparty for these contracts is generally a bank.

Derecognition of financial instruments

A financial asset is de-recognised only when

- i) The Company has transferred the rights to receive cash flows from the financial asset or
- ii) Retains the contractual rights to receive the cash flows of the financial asset, but assumes a contractual obligation to pay the cash flows to one or more recipients.

Where the entity has transferred an asset, the Company evaluates whether it has transferred substantially all risks and rewards of ownership of the financial asset. In such cases, the financial asset is de-recognised. Where the entity has not transferred substantially all risks and rewards of ownership of the financial asset, the financial asset is not de-recognised.

Where the entity has neither transferred a financial asset nor retains substantially all risks and rewards of ownership of the financial asset, the financial asset is de-recognised if the Company has not retained control of the financial asset. Where the Company retains control of the financial asset, the asset is continued to be recognised to the extent of continuing involvement in the financial asset.

Impairment

Financial assets

The Company recognizes loss allowance using the expected credit loss (ECL) model for the financial assets which are not fair valued through profit or loss. Loss allowance for trade receivables with no significant financing component is measured at an amount equal to lifetime ECL. For all other financial assets, ECLs are measured at an amount equal to 12-month ECL, unless there has been a significant increase in credit risk for initial recognition in which case those are measured at lifetime ECL. The amount of ECLs (or reversal) that is required to adjust the loss allowance at the reporting date to the amount that is required to be recognized is recognized as an impairment gain or loss in profit or loss.

Non financial assets

Intangible assets and property, plant and equipment are evaluated for recoverability whenever events or changes in circumstances indicate that their carrying amounts may not be recoverable. For the purpose of impairment testing, the recoverable amount (i.e. the higher of the fair value less cost to sell and the value-in-use) is determined on an individual asset basis unless the asset does not generate cash flows that are largely independent of those from other assets. In such cases, the recoverable amount is determined for the Cash Generating Unit (CGU) to which the asset belongs.

If such assets are considered to be impaired, the impairment to be recognized in the Statement of Profit and Loss is measured by the amount by which the carrying value of the assets exceeds the estimated recoverable amount of the asset. An impairment loss is reversed in the statement of profit and loss if there has been a change in the estimates used to determine the recoverable amount. The carrying amount of the asset is increased to its revised recoverable amount, provided that this amount does not exceed the carrying amount that would have been determined (net of any accumulated amortization or depreciation) had no impairment loss been recognized for the asset in prior years.

n) OFFSETTING FINANCIAL INSTRUMENTS

Financial assets and liabilities are offset and the net amount is reported in the Balance Sheet where there is a legally enforceable right to offset the recognised amounts and there is an intention to settle on a net basis or realise the asset and settle the

Notes on financial statements for the year ended March 31, 2018

liability simultaneously. The legally enforceable right must not be contingent on future events and must be enforceable in the normal course of business and in the event of default, insolvency or bankruptcy of the Company or the counterparty.

o) **BORROWING COSTS**

General and specific borrowing costs that are directly attributable to the acquisition, construction or production of a qualifying asset are capitalised during the period of time that is required to complete and prepare the asset for its intended use or sale. Qualifying assets are assets that necessarily take a substantial period of time to get ready for their intended use or sale. Investment income earned on the temporary investment of specific borrowings pending their expenditure on qualifying assets is deducted from the borrowing costs eligible for capitalisation. Other borrowing costs are expensed in the period in which they are incurred.

p) **PROVISIONS AND CONTINGENT LIABILITIES**

Provisions are recognised when the Company has a present legal or constructive obligation as a result of past events, it is probable that an outflow of resources will be required to settle the obligation and the amount can be reliably estimated. These are reviewed at each year end and reflect the best current estimate. Provisions are not recognised for future operating losses.

Where there are a number of similar obligations, the likelihood that an outflow will be required in settlement is determined by considering the class of obligations as a whole. A provision is recognised even if the likelihood of an outflow with respect to any one item included in the same class of obligations may be small.

Provision for Product related warranty costs is based on the claims received upto the year end as well as the management estimates of further liability to be incurred in this regard during the warranty period, computed on the basis of past trend of such claims.

Provisions are measured at the present value of Management's best estimate of the expenditure required to settle the present obligation at the end of the reporting period. The discount rate used to determine the present value is a pre-tax rate that reflects current market assessments of the time value of money and the risks specific to the liability. The increase in the provision due to the passage of time is recognised as interest expense.

Contingent liabilities are disclosed when there is a possible obligation arising from past events, the existence of which will be confirmed only by the occurrence or non-occurrence of one or more uncertain future events not wholly within the control of the Company or a present obligation that arises from past events where it is either not probable that an outflow of resources will be required to settle the obligation or a reliable estimate of the amount cannot be made.

q) **EMPLOYEE BENEFITS**

Short Term Employee Benefits

All Employee benefits payable wholly within twelve months of rendering the service are classified as short-term employee benefits and they are recognized in the period in which employee renders the related service except leave encashment.

Other Long-Term Employee Benefits

Compensated absences which are not expected to occur within twelve months after the end of the period in which the employee renders the related services are recognised as a liability at the present value of the defined benefit obligation at the Balance Sheet date, determined based on actuarial valuation using Projected Unit Credit Method. The discount rates used for determining the present value of the obligation under defined benefit plan, are based on the market yields on Government Securities as at the Balance Sheet date.

Defined Contribution Plans

Defined contribution fund are government administered provident fund scheme, employee state insurance scheme for all employees. Company also contributes towards a Superannuation fund administered by the Employees Welfare trust. This scheme is funded with an insurance company in the form of a qualifying insurance policy and other permissible securities. The Company's contribution to defined contribution plans are recognized in the Statement of Profit and Loss in the financial year to which they relate.

Defined Benefit Gratuity Plan

The Company's gratuity benefit scheme is a defined benefit retirement plan covering eligible employees. The Company's net obligation in respect of the gratuity benefit scheme is calculated by estimating the amount of future benefit that employees have earned in return for their service in the current and prior periods; that benefit is discounted to determine its present value and the fair value of any plan assets is deducted.

The present value of the obligation under such defined benefit plan is determined based on actuarial valuation using the Projected Unit Credit Method.

Notes on financial statements for the year ended March 31, 2018

The obligation is measured at the present value of the estimated future cash flows. The discount rates used for determining the present value of the obligation under defined benefit plan, are based on the market yields on Government Securities as at the Balance Sheet date.

Actuarial gains and losses are recognised immediately in the balance sheet with a corresponding debit or credit to retained earnings through other comprehensive income in the period in which they occur. Past service cost is recognised in the statement of profit and loss in the period of plan amendment.

r) EARNINGS PER SHARE

Basic earnings per share are computed by dividing the net profit attributable to the equity holders of the Company by the weighted average number of equity shares outstanding during the period. Diluted earnings per share are computed by dividing net profit attributable to the equity holders of the Company by the weighted average number of equity shares considered for deriving basic earnings per share and also the weighted average number of equity shares that could have been issued upon conversion of all dilutive potential equity shares unless the results would be anti - dilutive. The dilutive potential equity shares are adjusted for the proceeds receivable had the equity shares been actually issued at fair value (i.e. the average market value of the outstanding equity shares). Dilutive potential equity shares are deemed converted as of the beginning of the period, unless issued at a later date. Dilutive potential equity shares are determined independently for each period presented.

s) EXCEPTIONAL ITEMS

Certain occasions, the size, type or incidence of an item of income or expense, pertaining to the ordinary activities of the company is such that its disclosure improves the understanding of the performance of the company, such income or expense is classified as an exceptional item and accordingly, disclosed in the notes accompanying to the financial statements.

t) FAIR VALUE MEASUREMENT

In determining the fair value of its financial instruments, the Company uses a variety of methods and assumptions that are based on market conditions and risks existing at each reporting date. The methods used to determine fair value include discounted cash flow analysis, available quoted market prices and dealer quotes. All methods of assessing fair value result in general approximation of value, and such value may never actually be realized.

u) STATEMENT OF CASH FLOW

Cash flows are reported using the indirect method, whereby profit for the period is adjusted for the effects of transactions of a non-cash nature, any deferrals or accruals of past or future operating cash receipts or payments and item of income or expenses associated with investing or financing cash flows. The cash flows from operating, investing and financing activities of the Company are segregated.

v) DIVIDENDS

The final dividend on shares is recorded as a liability on the date of approval by shareholders, and interim dividends are recorded as a liability on the date of declaration by the Company's Board of Directors.

w) RESEARCH AND DEVELOPMENT EXPENDITURE

Research expenditure on research and development is charged to profit and loss in the year in which it is incurred. Capital expenditure on research and development is included in additions to property, plant and equipment under appropriate heads.

x) OTHER INCOME

Other income is comprised primarily of interest income, dividend income, gain / loss on investments and exchange gain / loss on forward and options contracts and on translation of other assets and liabilities. Interest income is recognized using the effective interest rate method on accrual basis. Dividend income is recognized when right to receive payment is established

CRITICAL ESTIMATES AND JUDGEMENTS

Preparation of the Financial Statements requires use of accounting estimates which, by definition, will seldom equal the actual results. This Note provides an overview of the areas that involved a higher degree of judgements or complexity, and of items which are more likely to be materially adjusted due to estimates and assumptions turning out to be different than those originally assessed. Detailed information about each of these estimates and judgements is included in relevant notes together with information about the basis of calculation for each affected line item in the Financial Statements. Difference between the actual results and estimates are recognised in the period in which the results are known.

The areas involving critical estimates or judgements are:

- Estimation of useful life of tangible assets: Note (g)

Estimates and judgements are continually evaluated. They are based on historical experience and other factors, including expectations of future events that may have a financial impact on the Company and that are believed to be reasonable under the circumstances.

The accompanying Notes form an integral part of the Financial Statements

(All amounts are in ₹ Lakhs unless otherwise stated)

1: Property, Plant & Equipment

Particulars	Freehold land	Land under Finance Lease	Buildings	Plant, Machinery & Equipment	Computers	Other Equipments	Furniture & fittings	Vehicles	Research and Development			Total
									Gauges & Instruments	Computers	Prototype Machine	
Gross Block												
As at April 01, 2016	14.69	7,407.00	2,176.48	10,499.32	295.83	309.26	485.24	387.10	42.10	28.92	549.92	22,195.86
Additions	-	-	-	75.71	14.37	2.39	5.63	39.87	-	15.19	35.70	188.86
Disposals	-	-	0.24	1,124.99	18.90	37.94	115.09	4.40	-	0.87	-	1,302.43
As at March 31, 2017	14.69	7,407.00	2,176.24	9,450.04	291.30	273.71	375.78	422.57	42.10	43.24	585.62	21,082.29
Additions	-	-	5.88	31.90	7.37	-	0.02	46.20	-	-	-	91.37
Disposals	-	-	-	526.46	9.50	13.17	0.38	33.55	-	1.11	-	584.17
As at March 31, 2018	14.69	7,407.00	2,182.12	8,955.48	289.17	260.54	375.42	435.22	42.10	42.13	585.62	20,589.49

Depreciation / Amortisation

As at April 01, 2016	-	-	942.07	8,829.35	251.16	265.46	425.75	205.31	38.54	25.82	410.38	11,393.84
Charge for the year	-	-	54.06	420.22	17.18	14.70	19.65	44.53	0.57	3.27	14.47	588.65
Disposals	-	-	0.22	1,084.59	18.60	37.02	112.40	4.20	-	0.87	-	1,257.90
As at March 31, 2017	-	-	995.91	8,164.98	249.74	243.14	333.00	245.64	39.11	28.22	424.85	10,724.59
Charge for the year	-	-	53.04	344.63	17.20	6.26	14.09	51.19	0.57	5.36	16.63	508.97
Disposals	-	-	-	501.10	9.50	12.75	0.36	31.87	-	1.11	-	556.69
As at March 31, 2018	-	-	1,048.95	8,008.51	257.44	236.65	346.73	264.96	39.68	32.47	441.48	10,676.87

Net Block

As at March 31, 2017	14.69	7,407.00	1,180.33	1,285.06	41.56	30.57	42.78	176.93	2.99	15.02	160.77	10,357.70
As at March 31, 2018	14.69	7,407.00	1,133.17	946.97	31.73	23.89	28.69	170.26	2.42	9.66	144.14	9,912.62

Land under finance lease has been revalued on the date of transition and the fair value is considered as the deemed cost per para D5 of Ind AS 101. Rest all items of Property, Plant and Equipment have been accounted as per Ind AS.

Except the office premises in Ahmedabad, all the items of Property, Plant & Equipment are hypothecated to bank for availing credit facilities.

The accompanying Notes form an integral part of the Financial Statements

(All amounts are in ₹ Lakhs unless otherwise stated)

Note 1A: Capital Work In Process

Particulars	Capital work in process
Capital Work in Process	
Cost	
As at April 01, 2016	-
Additions	46.20
Disposals / capitalised	-
As at March 31, 2017	46.20
Additions	-
Disposals / capitalised	46.20
As at March 31, 2018	-

Note 1B: Intangible assets

Particulars	Technical Documentation & Know How	Computer Software	R & D Software	Total
Gross Block				
As at April 01, 2016	129.82	47.59	16.39	193.80
Additions	-	3.18	-	3.18
Disposals	-	5.85	0.16	6.01
As at March 31, 2017	129.82	44.92	16.23	190.97
Additions	33.62	-	-	33.62
Disposals	-	-	-	-
As at March 31, 2018	163.44	44.92	16.23	224.59
Depreciation / Amortization				
As at April 01, 2016	-	-	-	-
Charge for the year	4.57	11.27	7.07	22.90
Disposals	-	2.90	0.16	3.06
As at March 31, 2017	4.57	8.37	6.91	19.84
Charge for the year	5.93	10.57	3.21	19.71
Disposals	-	-	-	-
As at March 31, 2018	10.50	18.94	10.12	39.55
Net Block				
As at March 31, 2017	125.25	36.55	9.32	171.12
As at March 31, 2018	152.94	25.98	6.11	185.03

In case of Intangible assets, the previous GAAP carrying value figures have been considered as deemed cost on the date of transition.

OTHER NOTES

(All amounts are in ₹ Lakhs unless otherwise stated)

2 Non-Current Investments

Particulars	As at 31st March, 2018		As at 31st March, 2017		As at 1st April, 2016	
	Nos.		Nos.		Nos.	
Unquoted Equity Shares						
a) Investment in equity instruments of Subsidiary company measured at cost						
Constrad Agencies (Bombay) Private Ltd.	25,000	198.47	5,000	178.47	5,000	178.47
(shares of ₹ 100/- each)						
Manugraph Americas Inc, USA	388,290	9,197.51	388,290	9,197.51	388,290	9,197.51
(shares of US\$ 0.01 each)						
Manugraph Americas Inc, USA - 2% Redeemable, Non Cumulative Convertible Preferred Stock	100,000	3,869.23	100,000	3,869.23	100,000	3,869.23
(shares of US\$ 0.01 each)						
		13,265.21		13,245.21		13,245.21
Less - Aggregate amount of impairment in value of investments		12,000.00		10,500.00		6,000.00
Sub-total (a)		1,265.21		2,745.21		7,245.21
b) Investment in equity instruments of Other Company measured at FVTPL						
Manugraph Securities and Finance Private Limited (unquoted)	-	-	-	-	250.00	0.03
Shree Warna Sahakari Bank Limited (Unquoted) (shares of ₹ 25/- each)	2000	0.50	2000	0.50	2000	0.50
Sub-total (b)		0.50		0.50		0.53
Investment in Government securities at amortised cost (unquoted)						
6 years National Savings Certificates - VIII issue		-		-		0.10
Sub-total (c)		-		-		0.10
Total (a+b+c)		1,265.71		2,745.71		7,245.84
Particulars	As at 31st March, 2018		As at 31st March, 2017		As at 1st April, 2016	
a) Aggregate of quoted investments						
- Cost		-		-		-
- Market Value		-		-		-
b) Aggregate of unquoted investments		1,265.71		2,745.71		7,245.84

OTHER NOTES

(All amounts are in ₹ Lakhs unless otherwise stated)

- i Pursuant to the court monitored liquidation proceedings of Manugraph Americas Inc., the Company has reassessed the impairment of investment in Manugraph Americas Inc. The Company has received report on the fair valuation of the land and building pending disposal. The other assets have been disposed off and the financial statements of the said Manugraph Americas Inc. is prepared on realisable basis. Based on the reassessment of the residual value to equity holders, the Company has made a further provision of ₹ 1,500 Lakhs (PY 4,500 Lakhs) during the current year resulting in aggregate provision of ₹ 12,000 Lakhs.
- ii Manugraph Securities and Finance Limited has been struck off from the records of MCA and accordingly the investment has been written off during the previous year.
- iii 6 years National Savings Certificates - VIII Issue have been written off during the previous year.
- iv The investment in Manugraph Americas Inc. includes 116,968 equity shares which have been pledged with the bankers for credit facilities availed by the subsidiary Manugraph Americas Inc.

v **Details of investments in subsidiaries:**

Constrad Agencies (Bombay) Pvt. Ltd.

Constrad Agencies (Bombay) Pvt. Ltd. ('Constrad') owned part of the property in Sidhwa House. As a part of the transaction to purchase this property, Constrad became a wholly owned subsidiary of the company on 01.04.2002.

Manugraph Americas Inc., USA

During the financial year 2006-07, the Company acquired Dauphin Graphics Machines Inc., a company in the United States of America at a cost of US\$ 19.20 million to enter the American market. Thereafter, it became a wholly owned subsidiary of the Company and its name was changed to Manugraph DGM Inc. w.e.f. November 13, 2006. The name was changed to Manugraph Americas Inc. on Nov 5, 2012. The subsidiary was No. 1 in the US market in four page segment complementing the Company's product range. Manugraph Americas Inc. has on June 01, 2017 applied for bankruptcy proceeding under Chapter XI in the U.S. court. Since then it has entered into court monitored liquidation.

3 Loans

(Unsecured considered good unless otherwise stated)

Particulars	As at 31st March, 2018		As at 31st March, 2017		As at 1st April, 2016	
	Non-current	Current	Non-current	Current	Non-current	Current
Loan to subsidiary company	-	-	3.04	-	2.77	-
Staff loans	365.74	141.27	414.92	147.40	433.82	145.83
Total	365.74	141.27	417.96	147.40	436.59	145.83

- a) Loan to wholly owned subsidiary represents loan to Constrad Agencies (Bombay) Pvt. Ltd.
- b) **Details of loans and advances in the nature of loan to subsidiaries, associates etc. as required under Schedule V(A) (2) of the SEBI (Listing Obligations and Disclosure Requirements) Regulations, 2015:**

Name of the Company and Relationship	2017-18		2016-17	
	As at 31.3.18	Maximum outstanding	As at 31.3.17	Maximum outstanding
Constrad Agencies (Bombay) Private Limited, 100% subsidiary	-	3.24	3.04	3.04

c) **Investment by the loanee in the shares of the Company:**

Loanee has, per se, not made investments in the shares of the Company.

OTHER NOTES

(All amounts are in ₹ Lakhs unless otherwise stated)

4 Other Financial Assets

Particulars	As at 31st March, 2018		As at 31st March, 2017		As at 1st April, 2016	
	Non-current	Current	Non-current	Current	Non-current	Current
Sundry deposits - measured at amortised cost	48.39	-	48.78	22.13	48.22	-
Interest accrued on bank deposits	-	2.77	-	19.47	-	9.42
Other receivables	0.55	17.71	0.55	7.56	0.55	45.74
Total	48.94	20.48	49.33	49.16	48.77	55.16

5 Other Assets

(Unsecured considered good unless otherwise stated)

Particulars	As at 31st March, 2018		As at 31st March, 2017		As at 1st April, 2016	
	Non-current	Current	Non-current	Current	Non-current	Current
Vat refund receivable	1,584.01	-	1,948.93	-	2,323.71	-
Balance with Revenue Authorities	19.47	484.28	20.15	99.72	26.49	186.58
Advances for expenses	5.56	80.54	3.46	78.99	2.86	102.55
Advance to suppliers	-	498.15	-	59.14	-	76.28
Export incentive receivables	-	35.70	-	-	-	43.15
Capital advance	-	-	193.97	-	13.86	-
MEIS License in hand	-	6.34	-	3.01	-	21.96
Taxes paid net of provisions	1,198.46	-	1,165.84	-	1,212.99	-
Total	2,807.50	1,105.02	3,332.35	240.86	3,579.91	430.52

6 Inventories

Particulars	As at 31st March, 2018		As at 31st March, 2017		As at 1st April, 2016	
Raw Material						
- In hand	1,961.26		979.76		1,170.44	
- In transit	13.35	1,974.61	0.45	980.21	12.80	1,183.24
Work In Progress		3,499.29		1,865.53		2,897.51
Stores & Spares		117.90		91.67		101.05
Loose Tools (Consumable)		74.63		65.28		63.70
Manufactured components		2,103.47		1,788.60		1,932.91
Total		7,769.90		4,791.29		6,178.41

All the above inventories are hypothecated to the lenders as security towards working capital facilities.

OTHER NOTES

(All amounts are in ₹ Lakhs unless otherwise stated)

The disclosure of inventories recognised as an expense in accordance with paragraph 36 of Ind AS 2 is as follows:

Particulars	As at 31st March, 2018	As at 31st March, 2017
(i) Amount of inventories recognised as an expense during the period.	11,327.60	15,552.23
(ii) Amount of write - down of inventories recognised as an expense during the period.	26.11	-
Total	11,353.72	15,552.23

7 Current Investments

Particulars	As at 31st March, 2018		As at 31st March, 2017		As at 1st April, 2016	
	Nos.		Nos.		Nos.	
Investments in Mutual Funds (Quoted)						
Investments at fair value through P&L (fully paid)						
SBI Premier Liquid Fund - Regular Plan	-	-	-	-	12,680	301.30
UTI Treasury Advantage Fund - Inst. Plan	-	-	-	-	24,340	502.41
HDFC Floating Rate Income Fund - STP	-	-	-	-	1,543,722	402.04
Kotak Floater Short term - Direct - Growth	-	-	37,500	1,001.01	-	-
ICICI Pru. Liquid Plan - Direct - Growth	-	-	416,152	1,001.75	-	-
Birla Sun Life Cash Plus - Growth	-	-	307,592	801.32	-	-
Birla Sun Life Cash Plus - Growth - Direct	-	-	268,328	701.16	-	-
HDFC Liquid Fund - Regular Plan - Growth	-	-	31,306	1,001.69	-	-
SBI Treasury Advantage Fund - Growth	27,161	537.32	27,161	501.72	-	-
Tata Liquid Fund - Regular Plan - Growth	-	-	33,478	1,000.97	-	-
HDFC Short Term Opportunities Fund - Growth	-	-	-	-	1,821,328	300.88
Tata Short Term Bond Fund - Growth	-	-	-	-	1,782,665	502.02
Birla Sun Life Saving Fund Regular - Growth	249,430	852.82	-	-	274,627	804.28
Birla Sun Life Saving Fund Direct - Growth	217,221	747.08	-	-	-	-
ICICI Pru. Flexible Income Plan - Growth	318,051	1,065.13	-	-	-	-
Kotak Low Duration Fund Direct - Growth	24,441	535.48	-	-	-	-
Franklin India Low Duration Fund - Growth	2,550,227	509.42	-	-	-	-
ICICI Pru. Regular Saving Fund - Growth	2,737,356	508.18	-	-	-	-
Total	6,123,887	4,755.42	1,121,517	6,009.62	5,459,362	2,812.93

OTHER NOTES

(All amounts are in ₹ Lakhs unless otherwise stated)

Particulars	As at 31st March, 2018	As at 31st March, 2017	As at 1st April, 2016
a) Aggregate of quoted investments			
- Book Value	4,755.42	6,009.62	2,812.93
- Market Value	4,755.42	6,009.62	2,812.93
b) Aggregate of unquoted investments	-	-	-

8 Trade receivables - Current

Particulars	As at 31st March, 2018	As at 31st March, 2017	As at 1st April, 2016
(Unsecured, Considered good, at amortised cost)			
Related Parties (refer note 31)	234.34	3.99	1,308.64
Others	1,562.66	628.96	1,315.52
Total	1,797.00	632.95	2,624.16

The Company takes a significant advance for its machine and has no history of any significant defaults from the customers end in payment of the sale consideration and therefore has no history of expected credit loss.

9 Cash and cash equivalents

Particulars	As at 31st March, 2018	As at 31st March, 2017	As at 1st April, 2016
i) Balances with bank			
With scheduled banks			
In current accounts	321.09	418.10	279.10
In cash credit accounts	- 321.09	514.79	862.92
ii) Funds in transit	-	-	22.82
iii) Cash on hand	12.98	9.94	15.92
Total	334.07	942.84	1,180.76

10 Bank balances other than cash & cash equivalents

Particulars	As at 31st March, 2018	As at 31st March, 2017	As at 1st April, 2016
Other Bank Balances			
In fixed deposit accounts (as margin money)	15.26	960.26	961.31
In unclaimed dividend accounts	40.75	42.74	46.27
Total	56.01	1,003.00	1,007.58

OTHER NOTES

(All amounts are in ₹ Lakhs unless otherwise stated)

11 Non-current assets held for sale

Particulars	As at 31st March, 2018	As at 31st March, 2017	As at 1st April, 2016
Lease-hold land	-	-	7.64
Buildings	-	-	26.36
Furniture and fixtures	-	-	0.71
Total	-	-	34.70

12 Equity Share Capital

Particulars	As at 31st March, 2018		As at 31st March, 2017		As at 1st April, 2016	
	Nos.		Nos.		Nos.	
Authorised Capital:						
Equity shares of ₹ 2 each	98,500,000	1,970.00	98,500,000	1,970.00	98,500,000	1,970.00
Preference shares of ₹100 each	10,000	10.00	10,000	10.00	10,000	10.00
Unclassified shares of ₹100 each	20,000	20.00	20,000	20.00	20,000	20.00
Redeemable preference shares of ₹100 each	350,000	350.00	350,000	350.00	350,000	350.00
Total		2,350.00		2,350.00		2,350.00

Particulars	As at 31st March, 2018		As at 31st March, 2017		As at 1st April, 2016	
	Nos.		Nos.		Nos.	
Issued, Subscribed And Paid up Capital:						
Equity shares of ₹ 2 each	30,415,061	608.30	30,415,061	608.30	30,415,061	608.30
Total	30,415,061	608.30	30,415,061	608.30	30,415,061	608.30

- a) The Company has not issued any bonus shares during the last five years.
b) Details of Shareholding in excess of 5%

Name of Shareholder	As at 31st March, 2018		As at 31st March, 2017		As at 1st April, 2016	
	Number of shares held	%	Number of shares held	%	Number of shares held	%
Multigraph Machinery Co. Ltd.	5,935,027	19.51	5,955,027	19.58	5,955,027	19.58
Sanat Manilal Shah	1,484,709	4.88	1,484,709	4.88	2,491,209	8.19
Pradeep Sanat Shah	1,765,721	5.81	1,765,721	5.81	1,765,721	5.81
Santsu Finance & Investment Pvt. Ltd.	2,537,000	8.34	2,537,000	8.34	1,905,500	6.26
Manu Enterprises Ltd.	2,316,500	7.62	2,316,500	7.62	1,941,500	6.38
Reliance Capital Trustee Co. Ltd.	-	-	-	-	1,709,978	5.62
Total	14,038,957	46.16	14,058,957	46.23	15,768,935	51.84

OTHER NOTES

(All amounts are in ₹ Lakhs unless otherwise stated)

- c) Reconciliation of the equity shares outstanding at the beginning and at the end of the year.

Particulars	As at 31st March, 2018		As at 31st March, 2017		As at 1st April, 2016	
	Nos.		Nos.		Nos.	
Issued, Subscribed And Paid up Capital:						
At the beginning of the year	30,415,061	608.30	30,415,061	608.30	30,415,061	608.30
Issued during the period	-	-	-	-	-	-
Outstanding at the end of the year	30,415,061	608.30	30,415,061	608.30	30,415,061	608.30

- d) The Company has only one class of shares issued and paid-up capital referred to as equity shares having a par value of ₹ 2 per share. Each holder of equity shares is entitled to one vote per share.
- e) In the event of liquidation of the company, the holders of equity shares will be entitled to receive remaining assets of the company, after payment of all external liabilities. The distribution will be in proportion to the number of equity shares held by the shareholders.

13 Other Equity

Particulars	As at 31st March, 2018	As at 31st March, 2017	As at 1st April, 2016
i) Capital Reserve	70.00	70.00	70.00
ii) Capital Reserve - On Amalgamation	128.00	128.00	128.00
iii) Capital Redemption Reserve	110.58	110.58	110.58
iv) Securities Premium Account	2,145.06	2,145.06	2,145.06
v) General Reserve	9,225.00	9,225.00	9,225.00
vi) Retained earnings			
Balance at the beginning of the year	10,796.14	15,558.95	9,100.63
Profit for the period	(2,035.73)	(4,395.57)	(948.68)
Dividend	(152.08)	(304.15)	-
Tax on Dividend	(30.96)	(61.93)	-
Revaluation of PPE	-	-	7,407.00
Actuarial gain/(loss) on gratuity (Net of tax thereon)	139.35	(1.16)	-
Balance at the end of the year	8,716.72	10,796.14	15,558.95
Total Other Equity	20,395.36	22,474.79	27,237.59

- a) The General Reserve has been created in accordance with the requirements of the Companies (Transfer of Profit to Reserve) Rules, 1975.
- b) Securities premium account is used to record the premium on issue of shares. The reserve will be utilised in accordance with the provisions of the Act.
- c) The Board of Directors at their meeting held on May 24, 2018 has recommended dividend at ₹ 0.60 per equity share which is subject to shareholders approval at the Annual General meeting. The total payment on this account on approval by the members would be ₹ 220.68 Lakhs including dividend distribution tax thereon.

OTHER NOTES

(All amounts are in ₹ Lakhs unless otherwise stated)

14 Other Financial Liabilities

Particulars	As at 31st March, 2018		As at 31st March, 2017		As at 1st April, 2016	
	Non-current	Current	Non-current	Current	Non-current	Current
Others						
Unclaimed dividends	-	40.75	-	42.74	-	46.27
Other Liabilities	-	429.24	1.32	845.94	1.32	406.18
Payable for capital goods	-	4.27	-	0.32	-	9.42
Security Deposits	5.73	-	6.73	-	6.48	-
Total	5.73	474.26	8.05	889.00	7.80	461.87

15 Provisions

Particulars	As at 31st March, 2018		As at 31st March, 2017		As at 1st April, 2016	
	Non-current	Current	Non-current	Current	Non-current	Current
For employees benefits						
Provision for earned leave wages	319.14	56.70	358.49	63.83	310.46	51.80
Provision for Gratuity	-	767.34	-	816.56	-	951.56
Others						
Provision for Warranty	-	71.62	-	105.30	-	129.74
Total	319.14	895.66	358.49	985.70	310.46	1,133.10

a. The disclosure of provisions movement as required by Ind AS 37 is as follows:-

Particulars	Opening Balance	Additions during the year	Amt. Paid / Reversed during the year	Closing Balance
Warranty Expenses	105.30	63.16	96.84	71.62
(Previous year 2016-17)	129.74	57.03	81.47	105.30
(Previous year 2015-16)	81.68	114.85	66.79	129.74

b. Disclosure in accordance with Ind AS – 19 “Employee Benefits”, of the Companies (Indian Accounting Standards) Rules, 2015.

Gratuity

The company provides gratuity to all employees. The benefit is in the form of lumpsum payments to vested employees on resignation, retirement, death while in employment or on termination of employment of an amount equivalent to 15 days basic salary and dearness allowance for each completed year of service. Vesting occurs upon completion of five years of service. The company makes annual contributions to fund administered by trustees and managed by Life Insurance Corporation of India, for amounts notified by it. The gratuity benefit is a defined benefit plan.

Particulars	As at 31st March, 2018	As at 1st April, 2017
Expense recognised in Statement of Profit & Loss		
Current Service cost	97.57	93.91
Interest expense	194.47	173.72
Expected Return on Plan Assets	(133.64)	(106.03)
Past Service Cost	85.22	105.87
Total	243.63	267.47

OTHER NOTES

(All amounts are in ₹ Lakhs unless otherwise stated)

Particulars	As at 31st March, 2018	As at 1st April, 2017
Expense recognised in Other Comprehensive Income		
Return on plan assets (Greater)/Less than Discount Rate	-	-
Actuarial (Gain)/Loss due to Experience on DBO	(139.35)	1.74
Total	<u>(139.35)</u>	<u>1.74</u>
Present value of funded defined benefit obligation		
Fair value of Plan assets	1,927.89	1,762.57
Funded Status	2,695.22	2,579.13
Net defined benefit (Asset) / Liability	<u>(767.33)</u>	<u>(816.56)</u>
Movements in present value of defined benefit obligation		
Present value of defined benefit obligation at the beginning of the year	2,579.13	2,296.82
Current Service Cost	97.57	93.91
Interest Cost	194.47	173.72
Past Service Cost	85.22	105.87
Actuarial (Gain)/Loss	(148.76)	20.45
Benefits paid from the fund	(112.41)	(111.64)
Present value of defined benefit obligation at the end of the year	<u>2,695.22</u>	<u>2,579.13</u>
Movements in fair value of the plan assets are as follows		
Opening fair value of plan assets	1,762.57	1,345.26
Expected returns on plan assets	133.64	106.03
Remeasurement (Gains)/Losses:		
Actuarial (Gain)/Loss on plan assets	(9.41)	18.71
Contribution from Employer	153.50	404.21
Benefits paid	(112.41)	(111.64)
Benefit paid but pending claim	-	-
Closing fair value of the plan asset	<u>1,927.89</u>	<u>1,762.57</u>
Remeasurement effect recognised on Other Comprehensive Income		
Actuarial (Gain)/Loss arising from experience adjustments	(148.76)	20.45
Actuarial (Gain)/Loss on plan assets	(9.41)	18.71
Total Actuarial (Gain)/Loss included in OCI	<u>(139.35)</u>	<u>1.74</u>

OTHER NOTES

(All amounts are in ₹ Lakhs unless otherwise stated)

The principal assumptions used as at the balance sheet date, for purpose of actuarial valuations were as follows:

Particulars	As at 31st March, 2018	As at 1st April, 2017
Break-up of Plan Assets		
Category of assets as at the end of the year		
Insurer Managed Funds	100%	100%
(Fund is Managed by LIC as per IRDA guidelines, category-wise composition of the plan assets is not available.)		
Assumptions		
Discount rate	7.60%	7.95%
Salary escalation rate (annual)	4.00%	4.00%
Demographic Assumptions		
Mortality Rate	Indian Asurred Lives Mortality (2006-08) Ultimate	
Withdrawal Rate	2.00%	2.00%
Retirement age	60	60

The rate used to discount post-employment benefit obligations is determined by reference to market yields at the end of the reporting period on government bonds.

Significant actuarial assumptions for the determination of the defined obligation are discount rate, expected salary increase and mortality.

The sensitivity analyses below have been determined based on reasonably possible changes of the respective assumptions occurring at the end of reporting period, while holding all other assumptions constant.

Defined Benefit Obligation

Discount rate

a. Discount rate + 100 basis points	2,529.26	2,419.30
b. Discount rate - 100 basis points	2,860.64	2,762.22

Salary growth rate

a. Rate + 100 basis points	2,863.07	2,741.85
b. Rate - 100 basis points	2,524.16	2,429.33

Withdrawal rate

a. Rate + 100 basis points	2,693.70	2,591.08
b. Rate - 100 basis points	2,680.08	2,572.89

The sensitivity analysis presented above may not be representative of the actual change in the defined benefit obligation as it is unlikely that the change in assumptions would clear in isolation of one another as some of the assumptions may be correlated.

Further more, in presenting the above sensitivity analysis, the present value of the defined benefit obligation has been calculated using the projected credit method at the end of the reporting period, which is the same as that applied in calculating the defined benefit obligation liability recognised in the balance sheet.

There was no change in the methods and assumptions used in preparing the sensitivity analysis from prior years.

OTHER NOTES

(All amounts are in ₹ Lakhs unless otherwise stated)

Risks associated with defined benefit plan

Gratuity is defined benefit plan and the Company is exposed to the following risks:

(i) Actuarial risk

It is the risk that benefits will cost more than expected. This can arise due to one of the following reasons: Adverse Salary Growth Experience: Salary hikes that are higher than the assumed salary escalation will result into an increase in Obligation at a rate that is higher than expected. Variability in mortality rates: If actual mortality rates are higher than assumed mortality rate assumption than the Gratuity Benefits will be paid earlier than expected. Since there is no condition of vesting on the death benefit, the acceleration of cashflow will lead to an actuarial loss or gain depending on the relative values of the assumed salary growth and discount rate. Variability in withdrawal rates: If actual withdrawal rates are higher than assumed withdrawal rate assumption than the Gratuity Benefits will be paid earlier than expected. The impact of this will depend on whether the benefits are vested as at the resignation date.

(ii) Investment Risk

For funded plans that rely on insurers for managing the assets, the value of assets certified by the insurer may not be the fair value of instruments backing the liability. In such cases, the present value of the assets is independent of the future discount rate. This can result in wide fluctuations in the net liability or the funded status if there are significant changes in the discount rate during the inter-valuation period.

(iii) Liquidity Risk

Employees with high salaries and long durations or those higher in hierarchy, accumulate significant level of benefits. If some of such employees resign/retire from the company there can be strain on the cashflows.

(iv) Market Risk

Market risk is a collective term for risks that are related to the changes and fluctuations of the financial markets. One actuarial assumption that has a material effect is the discount rate. The discount rate reflects the time value of money. An increase in discount rate leads to decrease in Defined Benefit Obligation of the plan benefits & vice versa. This assumption depends on the yields on the corporate/government bonds and hence the valuation of liability is exposed to fluctuations in the yields as at the valuation date.

(v) Legislative Risk

Legislative risk is the risk of increase in the plan liabilities or reduction in the plan assets due to change in the legislation/regulation. The government may amend the Payment of Gratuity Act thus requiring the companies to pay higher benefits to the employees. This will directly affect the present value of the Defined Benefit Obligation and the same will have to be recognized immediately in the year when any such amendment is effective.

Note : Experience adjustment information is not available and hence not disclosed.

16 Deferred Tax Liability / (Asset)

Particulars	As at 31st March, 2018		As at 31st March, 2017		As at 1st April, 2016	
Deferred tax liability on account of						
Book base and tax base of PPE	1,690.74		1,758.63		1,780.09	
Unrealised gain on current investments	78.92	1,769.66	3.18	1,761.81	4.28	1,784.36
Deferred tax Assets on account of						
Tax Disallowance	391.31		542.07		658.57	
Provision for warranty expenses	-		34.82		42.90	
Difference between cost and fair value of loan to subsidiary	-	391.31	0.15	577.04	0.24	701.71
Net deferred tax liability / (asset)		1,378.35		1,184.76		1,082.65

OTHER NOTES

(All amounts are in ₹ Lakhs unless otherwise stated)

17 Borrowings

Particulars	As at 31st March, 2018		As at 31st March, 2017		As at 1st April, 2016	
	Non-current	Current	Non-current	Current	Non-current	Current
Secured Loans:						
Cash credit account with State Bank of India	-	252.10	-	-	-	-
Total borrowings	-	252.10	-	-	-	-

Secured by hypothecation of stock-in-trade, stores, book-debts and other receivables and second charge on the company's moveable and immoveable properties

Reconciliation of liabilities arising from financing activities

March 31, 2018	Opening balance	Cash flows	Non cash changes	Closing balance
Short term secured borrowings	-	252.10	-	252.10
Total liabilities from financing activities	-	252.10	-	252.10

March 31, 2017	Opening balance	Cash flows	Non cash changes	Closing balance
Short term secured borrowings	-	-	-	-
Total liabilities from financing activities	-	-	-	-

April 1, 2016	Opening balance	Cash flows	Non cash changes	Closing balance
Short term secured borrowings	-	-	-	-
Total liabilities from financing activities	-	-	-	-

18 Trade Payables

Particulars	As at 31st March, 2018	As at 31st March, 2017	As at 1st April, 2016
Trade Payables for goods and services:			
Micro Small and Medium Enterprises	128.15	81.88	87.19
Others	3,569.33	2,094.87	2,037.52
Related Parties (refer note 31)	52.33	114.34	-
Total	3,749.81	2,291.09	2,124.71

Trade payables and acceptances are non-interest bearing and are normally settled on 60 days terms.

OTHER NOTES

(All amounts are in ₹ Lakhs unless otherwise stated)

- a) Disclosure In accordance with section 22 of Micro, Small and Medium Enterprises Development Act 2006.

Particulars	As at 31st March, 2018	As at 31st March, 2017	As at 1st April, 2016
i) The principal amount and the interest due thereon remaining unpaid to any micro and small enterprises as at the end of each year;			
- Principal amount due	128.15	81.88	87.19
- Interest due on the above	-	-	-
ii) The amount of interest paid in terms of section 16 of the MSMED Act, 2006 along with the amounts of the payment made to the supplier beyond the appointed day during the year:			
- Principal amount paid beyond appointed day	54.22	38.70	92.22
- Interest paid thereon	0.42	0.19	0.40
iii) The amount of interest due and payable for the period of delay in making payment beyond appointed day during the year.	-	-	-
iv) The amount of interest accrued and remaining un-paid at the end of the accounting year	-	-	-
v) The amount of further interest due and payable even in succeeding years	-	-	-

The information has been given in respect of such vendors to the extent they could be identified as 'micro and small enterprises' on the basis of information available with the company. This has been relied upon by the auditor.

19 Other Liabilities

Particulars	As at 31st March, 2018		As at 31st March, 2017		As at 1st April, 2016	
	Non-current	Current	Non-current	Current	Non-current	Current
Others						
Advances from Customers	-	2,399.14	-	2,036.17	-	3,593.27
Duties & Taxes payable	-	28.30	-	73.00	-	84.12
Other statutory liabilities	-	58.55	-	28.14	-	28.09
Advance against sale of assets	-	-	-	-	-	105.00
Total	-	2,485.99	-	2,137.31	-	3,810.48

20 Revenue from Operations (Gross)

Particulars	2017-18	2016-17
Sale of Products		
Sales of Finished Goods & spares (Domestic)	15,885.98	24,356.86
Sales of Finished Goods & spares (Export)	1,628.86	3,283.00
Traded goods	678.50	-
(Net of Sales Return ₹ 2.87 Lakhs Previous year ₹ 5.50 Lakhs)	18,193.34	27,639.86

OTHER NOTES

(All amounts are in ₹ Lakhs unless otherwise stated)

Particulars	2017-18	2016-17
Other Operating Revenue		
Service and erection charges received	359.30	554.89
Export incentive received	157.77	90.88
Packing and forwarding recovery	166.45	290.12
Miscellaneous receipts	46.29	63.25
	729.81	999.15
Total	18,923.15	28,639.01

In accordance with the requirements of Ind AS 18 Revenue from Operations for the previous year and the first quarter of the current year are shown inclusive of excise duty. For the balance three quarters of the current year it is shown net of Goods and Services Tax.

21 Other Income

Particulars	2017-18	2016-17
Dividend Income	0.05	0.05
Interest income from financial assets measured at amortised cost	9.01	9.95
Rent	27.06	27.06
Gain on disposal of investment measured at FVTPL	149.29	343.01
Gain on fair valuation of investment measured at FVTPL	253.70	9.62
Sundry credit balances appropriated	11.88	32.23
Excess provision written back	407.02	-
Gain on disposal of assets (Net)	12.66	3.57
Interest received on income tax refund	7.86	-
Interest received on deposits	112.21	241.17
Total	990.74	666.66

Sundry credit balances appropriated (previous year) represents net figure after write off of ₹ 386.00 Lakhs receivable from Mercongraphic FZC (a related party) against the provision made for installation expenses of machinery sold in the earlier year, due to cessation of obligation.

22 Cost of Materials Consumed

Particulars	2017-18	2016-17
Raw Materials Consumed		
Opening Stock	980.21	1,183.24
Add : Purchases (Including components processing charges ₹ 579.65 Lakhs (Previous year: ₹ 538.22 Lakhs)	13,402.27	13,809.80
	14,382.48	14,993.04
Less : RMC Capitalised	2.29	4.31
Less : Closing Stock	1,974.61	980.21
	1,976.90	984.52
Total	12,405.58	14,008.52

OTHER NOTES

(All amounts are in ₹ Lakhs unless otherwise stated)

23 Changes in inventories of finished goods work-in-progress and Stock-in-Trade

Particulars	2017-18	2016-17
Inventory Adjustments - WIP		
Work In progress at Opening	1,865.53	2,897.51
Less - WIP Stock Capitalised	-	30.20
Work In progress at Closing	<u>3,499.29</u>	<u>1,865.53</u>
	(1,633.76)	1,001.78
Inventory Adjustments - Manufactured components		
Stock at Commencement	1,788.60	1,932.91
Less : Stock at Closing	<u>2,103.47</u>	<u>1,788.60</u>
	(314.87)	144.31
Total	<u>(1,948.63)</u>	<u>1,146.09</u>

24 Employee Benefit Expenses

Particulars	2017-18	2016-17
Salary, Wages, bonus and allowances	3,754.03	5,027.42
Welfare expenses	265.85	279.44
Contribution to provident & other funds	326.86	384.92
Provision for earned leave wages	5.08	117.88
Contribution to Employees Group - Gratuity Scheme	<u>243.63</u>	<u>267.47</u>
	4,595.45	6,077.13
Less - Wages capitalised	3.75	6.57
Total	<u>4,591.70</u>	<u>6,070.56</u>

25 Finance Cost

Particulars	2017-18	2016-17
Interest paid	84.81	12.25
Interest paid on income tax	-	0.14
Other Borrowing Costs	<u>31.30</u>	<u>54.77</u>
Total	<u>116.11</u>	<u>67.16</u>

26 Depreciation & Amortisation

Particulars	2017-18	2016-17
Depreciation (refer note 1)	508.97	588.65
Amortisation (refer note 1B)	<u>19.71</u>	<u>22.90</u>
Total	<u>528.68</u>	<u>611.55</u>

OTHER NOTES

(All amounts are in ₹ Lakhs unless otherwise stated)

27 Other Expenses

Particulars	2017-18	2016-17
Consumption of stores and Consumables	282.56	397.62
Power & Fuel	173.73	234.03
Rent	6.49	8.61
Rates & Taxes	7.64	16.28
Repairs to Buildings	68.74	100.98
Repairs to Machinery	61.37	70.68
Insurance	28.05	28.30
Travelling and conveyance	515.23	575.14
Commission on sales	722.85	1,108.91
Other repairs	93.72	116.38
Advertisement and sales promotion expenses	39.24	123.79
Bank charges	15.87	26.53
Sundry debit balances written off	21.33	10.00
Loss on disposal of investments	-	0.13
Fixed assets scrapped	13.77	46.12
Warranty expenses	63.16	57.03
Research and development expenses	258.48	285.65
CSR expenses	-	5.00
Donations	0.64	0.24
Freight And Handling Charges	9.46	30.35
Packing And Forwarding Charges	249.65	394.10
Directors' Fees	6.10	6.32
Exchange Loss (Net)	8.90	57.19
Remuneration to Auditors		
Audit fees including Tax Audit	19.50	19.50
Other Services	3.88	9.46
Out of pocket expenses	0.25	0.25
	23.63	29.21
Miscellaneous Expenses (None of which individually forms more than 1% of the Operating Revenue.)	843.28	935.34
	3,513.90	4,663.93
Less - Overheads capitalised	21.76	43.21
Total	3,492.14	4,620.72

OTHER NOTES

(All amounts are in ₹ Lakhs unless otherwise stated)

a) Research and development expenses

Particulars	2017-18 In recognised Unit	2016-17 In recognised Unit
Material	-	-
Personnel costs	245.32	274.37
Other Costs	13.16	11.28
Total Revenue Costs	258.48	285.65
Capex Costs	-	50.89

b) Disclosure on CSR activity

- i Gross Amount required to be spent by the Company during the year ₹ Nil (previous year ₹ Nil)
- ii No amount is spent by the company during the year.
- iii Amount spent by the company during the previous year as follows:

Particulars	In cash	Yet to be paid in cash	Total
- Contribution towards Health care and Rehabilitation	5.00	-	5.00
Total	5.00	-	5.00

28 Tax Expense

Particulars	2017-18	2016-17
Current tax	-	55.46
Income tax pertaining to previous year	-	15.58
Deferred Tax	193.58	102.12
Total	193.58	173.16

- (i) The reconciliation between the Statutory income tax rate applicable to the Company and the effective income tax rate of the Company is as follows

	2017-18	2016-17
Profit before Income taxes	(1,842.14)	(4,222.41)
Enacted tax rates in India (%)	30.90%	33.06%
Computed expected tax expenses	(569.22)	(1,396.05)
Other Income	51.78	(53.72)
Effect of other deductible and non-taxable expenses	(436.02)	(401.62)
Effect of non- deductible expenses	873.77	1,982.38
Effect of unabsorbed Depreciation	-	(185.01)
Income tax expenses - Net	(79.70)	(54.02)
Tax liability as per Minimum Alternate Tax on book profits		
Minimum Alternate Tax rate	19.06%	20.39%
Computed tax liability on book profits	(351.11)	(860.95)

OTHER NOTES

(All amounts are in ₹ Lakhs unless otherwise stated)

	2017-18	2016-17
Tax effect on adjustments:		
Provision for diminution disallowed	285.90	917.55
Disallowance u/s 14A	0.18	0.18
Adjustment of OCI	26.56	(0.35)
Others	38.47	(0.97)
Minimum Alternate Tax on Book Profit	-	55.46

(ii) No aggregate amounts of current and deferred tax have arisen in the reporting periods which have been recognised in equity and not in Statement of Profit and Loss or other comprehensive income.

(iii) Current tax assets (net)

Particulars	2017-18	2016-17	2015-16
Opening balance	1,165.84	1,212.99	900.40
Add: Tax paid in advance, net of provisions during the year	32.62	(47.15)	312.59
Closing balance	1,198.46	1,165.84	1,212.99

(iv) Deferred tax liabilities (net)

The balance comprises temporary differences attributable to the below items and corresponding movement in deferred tax liabilities | (assets):

Particulars	As at 31-03-2018	(charged) / Credited to profit or loss / OCI	As at 31-03-2017	(charged) / Credited to profit or loss / OCI	As at 01-04-2016
Property, plant and equipment	1,690.74	(67.89)	1,758.63	(21.46)	1,780.09
Fair valuation of Investments	78.92	75.74	3.18	(1.10)	4.28
Total deferred tax liabilities	1,769.66	7.86	1,761.81	(22.56)	1,784.36
Tax Disallowance	391.31	(150.76)	542.07	(116.50)	658.57
Provision for warranty	-	(34.82)	34.82	(8.08)	42.90
Fair valuation of loans to subsidiary company	-	(0.15)	0.15	(0.09)	0.24
Total deferred tax assets	391.31	(185.73)	577.05	(124.67)	701.71
Net deferred tax (asset) liability	1,378.35	193.58	1,184.77	102.12	1,082.65

(v) Unrecognised temporary differences

The Company has not recognised deferred tax asset associated with impairment on equity share measured at cost, as based on Management projection of future taxable income for set-off it is not probable that such difference will reverse in the foreseeable future.

OTHER NOTES

(All amounts are in ₹ Lakhs unless otherwise stated)

29 Disclosure as required by Accounting Standard – Ind AS 33 “Earning Per Share” of the Companies (Indian Accounting Standards) Rules, 2015.

Particulars	2017-18	2016-17
Net profit after tax available for equity shareholders before Exceptional Items	(535.73)	(199.28)
Net profit after tax available for equity shareholders after Exceptional Items	(2,035.73)	(4,395.57)
Opening equity shares outstanding (Nos.)	30,451,061	30,451,061
Add:- Issued during the year (Nos.)	-	-
Closing equity shares outstanding (Nos.)	30,451,061	30,451,061
Weighted average number of equity shares of ₹ 2 each outstanding during the year (Basic)	30,415,061	30,415,061
Weighted average number of equity shares of ₹ 2 each outstanding during the year (Diluted)	30,415,061	30,415,061
Earning Per Share before Exceptional Items Basic and diluted earnings per share (₹)	(1.76)	(0.66)
Earning Per Share after Exceptional Items Basic and diluted earnings per share (₹)	(6.69)	(14.45)

The earning per share before exceptional item has been computed without considering the current and deferred tax effect on the exceptional item.

30 Disclosure as required by Ind AS 108 “Operating Segment”, of the Companies (Indian Accounting Standards) Rules, 2015.

Based on the “management approach” as defined in Ind AS 108, the Chief Operating Decision Maker (CODM) evaluates the Company’s performance in accordance with Ind AS “Operating Segment”, The Company has only one reportable operating segment i.e. Engineering. The additional disclosure is being made in the consolidated financial statements.

There are 2 major customers to whom more than 10% of the sales are effected and the total sales effected from such customers is ₹ 4232.74 Lakhs.

31 Disclosure in accordance with Ind AS - 24 “Related Party Disclosures”, of the Companies (Indian Accounting Standards) Rules, 2015**A List of related parties**

Relationships

i Subsidiaries

Constrad Agencies (Bombay) Private Limited

Manugraph Americas, Inc.

ii Key Management Personnel

Mr. Sanjay S. Shah	Vice Chairman and Managing Director
Mr. Pradeep S. Shah	Managing Director
Mr. B B Nandgave	Whole Time Director (Works)
Mr. Hiten C. Timbadia	Independent Director
Mr. Amit N. Dalal	Independent Director
Mr. Perses M. Bilimoria	Independent Director
Mr. Abhay J. Mehrotra	Independent Director
Mr. Jai S. Diwanji	Independent Director
Mrs. Sohni H. Daswani	Independent Director
Ms. Basheera Indorewala	Independent Director

OTHER NOTES

(All amounts are in ₹ Lakhs unless otherwise stated)

iii Relatives of key management personnel

Mr. Sanat M. Shah

iv Entities where Key Management Personnel exercise significant influence

Multigraph Machinery Company Limited

Manubhai Sons and Company

Mercongraphic FZC,

Multigraph Machinery Kenya Limited

Manugraph Securities and Finance Private Limited

Desai & Diwanji

B Details of related party transactions

Particulars	2017-18	2016-17
Purchase of Goods		
Subsidiaries		
- Manugraph Americas Inc.	0.89	2.50
Entities where significant influence exists		
- Mercongraphic FZC	51.02	-
Total	51.91	2.50
Sale of Goods		
Subsidiaries		
- Manugraph Americas Inc.	1.59	48.46
Entities where significant influence exists		
- Multigraph Machinery Kenya Limited	51.50	20.24
- Mercongraphic FZC	1,395.57	876.22
Sub Total	1,447.07	896.46
Total	1,448.66	944.92
Service Charges received		
Subsidiaries		
- Manugraph Americas Inc.	-	12.78
Entities where significant influence exists		
- Multigraph Machinery Kenya Limited	2.37	13.56
- Mercongraphic FZC	30.40	21.03
Sub Total	32.77	34.59
Total	32.77	47.37
Commission paid		
Entities where significant influence exists		
- Multigraph Machinery Kenya Limited	24.18	-
- Multigraph Machinery Co. Ltd.	698.51	1,009.46
Total	722.69	1,009.46
Rent Received		
Entities where significant influence exists		
Multigraph Machinery Co. Ltd.	25.62	25.62
Manubhai Sons & Co.	1.44	1.44
Total	27.06	27.06
Professional charges paid		
Entities where significant influence exists		
Desai & Diwanji	0.40	-
Total	0.40	-

OTHER NOTES

(All amounts are in ₹ Lakhs unless otherwise stated)

Particulars	2017-18	2016-17
Managerial Remuneration paid		
Key Management Personnel		
Sanjay S. Shah	126.71	126.42
Pradeep S. Shah	126.72	126.37
B.B. Nandgave	26.65	24.99
Total	280.08	277.78
Post employment benefits of Directors *		
Directors' Fees		
Key Management Personnel		
Sanat M. Shah	0.60	0.60
Hiten C. Timbadia	1.48	1.54
Amit N. Dalal	0.70	0.45
Perses M. Bilimoria	1.48	1.54
Abhay J. Mehrotra	1.09	1.24
Jai S. Diwanji	0.30	0.40
Sohni H. Daswani	0.30	0.55
Basheera Indorewala	0.15	-
Total	6.10	6.32
Debit balances written off		
Entities where significant influence exists		
- Manugraph Securities and Finance Private Limited	-	0.03
- Mercongraphic FZC	-	386.00
Total	-	386.03
Investment in equity shares		
Subsidiaries		
- Constrad Agencies (Bombay) Pvt. Ltd.	20.00	-
Total	20.00	-
Re-imbursement of expenses received		
Subsidiaries		
- Manugraph Americas Inc.	-	43.76
Entities where significant influence exists		
- Multigraph Machinery Co. Ltd.	5.44	2.97
- Multigraph Machinery Kenya Limited	1.59	-
- Mercongraphic FZC	32.76	12.75
Sub Total	39.79	15.72
Total	39.79	59.48
Loans given		
Subsidiaries		
- Manugraph Americas Inc.	884.63	-
- Constrad Agencies (Bombay) Pvt. Ltd.	1.21	-
Total	885.84	-
Loans recovered		
Subsidiaries		
- Manugraph Americas Inc.	884.63	-
- Constrad Agencies (Bombay) Pvt. Ltd.	4.71	-
Total	889.34	-
Outstanding Receivables		
Subsidiaries		
- Manugraph Americas Inc.	1.61	-
- Constrad Agencies (Bombay) Pvt. Ltd.	-	3.50
Sub Total	1.61	3.50

OTHER NOTES

(All amounts are in ₹ Lakhs unless otherwise stated)

Particulars	2017-18	2016-17
Entities where significant influence exists		
- Multigraph Machinery Kenya Limited	8.07	3.56
- Mercongraphic FZC	224.66	0.43
Sub Total	232.73	3.99
Total	234.34	7.49
Outstanding Payables		
Entities where significant influence exists		
- Multigraph Machinery Co. Ltd.	52.33	114.34
Total	52.33	114.34
Bank Guarantee given to banker for credit facilities		
Subsidiaries		
- Manugraph Americas Inc.	-	2,107.25
Total	-	2,107.25

* The managing directors and whole time director (works) are entitled to gratuity on retirement which amount will be computed in accordance with the provisions of The Payment of Gratuity Act. The Company presently makes provision on actuarial basis for entire employee data including the managing directors and whole time director(works).

32 Contingent liabilities and commitments

Particulars	2017-18	2016-17
i) Contingent liabilities		
(a) Claims against the company not acknowledged as debt;	43.74	32.89
(b) Guarantees:		
- On account of guarantees executed by the Company's bankers:	-	47.59
- On account of the guarantee given by the Company's bankers for the value of USD Nil (PY USD 3.25 million) in favour of subsidiary's banker for credit facilities availed by the subsidiary Manugraph Americas Inc. from them	-	2,107.25
(c) Other money for which the company is contingently liable :		
- Income-tax, sales tax, customs duty, excise duty and service tax demands against which the company has preferred appeals/ made representation	196.86	788.65
- On account of undertakings given by the company in favour of Customs Authority:	870.00	870.00
Income tax credits disallowed by the authorities against which the company has preferred appeals	28.06	28.06
Total	1,138.67	3,874.45
ii) Commitments		
(a) Unexpired letter of credit opened by Bank	314.43	-
(b) Estimated amount of contracts remaining to be executed on capital account and not provided for;	3.60	360.09
Total	318.03	360.09

OTHER NOTES

(All amounts are in ₹ Lakhs unless otherwise stated)

33 Transition to Ind AS

These are the First Financial Statements of the Company prepared in accordance with Ind AS.

The Accounting Policies set out hereinabove have been applied in preparing the Financial Statements for the year ended March 31, 2018, the comparative information presented in these Financial Statements for the year ended March 31, 2017 and in the preparation of an opening Ind AS Balance Sheet as at April 1, 2016 (the date of transition). In preparing its opening Ind AS Balance Sheet, the Company has adjusted the amounts reported previously in Financial Statements prepared in accordance with the Accounting Standards notified under Companies (Accounting Standards) Rules, 2006 (as amended) and other relevant provisions of the Act (previous GAAP). An explanation of how the transition from previous GAAP to Ind AS has affected the financial position, financial performance and cash flows of the Company is set out in the following tables and notes:

(A) EXEMPTIONS AND EXCEPTIONS AVAILED

In preparing these Ind AS Financial Statements, the Company has availed certain exemptions and exceptions in accordance with Ind AS 101 First-time Adoption of Indian Accounting Standards, as explained below. The resulting difference between the carrying values of the assets and liabilities in the Financial Statements as at the transition date under Ind AS and previous GAAP have been recognised directly in equity (retained earnings or another appropriate category of equity). This Note explains the adjustments made by the Company in restating its previous GAAP Financial Statements, including the Balance Sheet as at April 1, 2016 and the Financial Statements as at and for the year ended March 31, 2017.

a) Ind AS optional exemptions

Set out below are the applicable Ind AS 101 optional exemptions and mandatory exceptions applied in the transition from previous GAAP to Ind AS.

i) Deemed cost

Land under finance lease has been revalued on the date of transition and the fair value is considered as the deemed cost per para D5 of Ind AS 101. Rest all items of Property, Plant and Equipment have been accounted as per Ind AS. In case of Intangible assets, the previous GAAP carrying value figures have been considered at deemed cost on the date of transition.

ii) Investments in subsidiary companies

Ind AS 101 permits a first-time adopter to measure its investment, at the date of transition, at cost determined in accordance with Ind AS 27, or deemed cost. The deemed cost of such investment shall be its fair value at date of transition to Ind AS of the Company, or previous GAAP carrying amount at that date. The Company has elected to measure its investment in subsidiary companies under previous GAAP carrying amount as its deemed cost on the transition date.

b) Ind AS mandatory exceptions

The Company has applied the following exceptions from full retrospective application of Ind AS as mandatorily required under Ind AS 101:

i) Estimates

Estimates in accordance with Ind AS at the transition date will be consistent with estimates made for the same date in accordance with previous GAAP (after adjustments to reflect any difference in Accounting Policies) unless there is objective evidence that those estimates were in error.

Ind AS estimates as at April 1, 2016 are consistent with the estimates as at the same date made in conformity with previous GAAP. The Company made estimates for following items in accordance with Ind AS at the date of transition as these were not required under previous GAAP :

- 1) Investment in equity instruments carried at FVPL or FVOCI
- 2) Fair value of land under Finance Lease

ii) Classification and measurement of financial assets

Ind AS 101 requires an entity to assess classification and measurement of financial assets (investment in debt instruments) on the basis of the facts and circumstances that exist at the date of transition to Ind AS.

OTHER NOTES

(All amounts are in ₹ Lakhs unless otherwise stated)

(B) RECONCILIATION BETWEEN PREVIOUS GAAP AND Ind AS

Ind AS 101 requires an entity to reconcile equity, total comprehensive income and cash flows for prior periods. The following tables represent the reconciliations from previous GAAP to Ind AS.

a) Effect of Ind AS adoption on the Balance Sheet as at on 31st March, 2017 and 1st April, 2016

Particulars	Notes to first time adoption	As at March 31, 2017 (End of Last Period presented under previous GAAP)			As at April 01, 2016 (Date of Transition)		
		Previous GAAP*	Effect of Transition to Ind AS	Ind AS	Previous GAAP*	Effect of Transition to Ind AS	Ind AS
ASSETS							
Non-current assets							
Property, plant and equipment	a,b	2,950.70	7,407.00	10,357.70	3,429.72	7,372.30	10,802.02
Capital work-in-progress		46.20	-	46.20	-	-	-
Intangible assets		171.12	-	171.12	193.78	-	193.78
Financial assets							
i) Investments	c	2,744.40	1.31	2,745.71	7,244.53	1.31	7,245.84
ii) Trade receivables		-	-	-	-	-	-
iii) Loans	c	418.42	(0.46)	417.96	437.31	(0.72)	436.59
iv) Other financial assets		49.33	-	49.33	48.77	-	48.77
Deferred tax assets (net)	d	375.37	(375.37)	-	477.87	(477.87)	-
Other non-current assets		3,332.35	-	3,332.35	3,579.91	-	3,579.91
Assets held-for-sale / Assets included in disposal group(s) held-for-sale	b	-	-	-	-	34.70	34.70
Total non-current assets		<u>10,087.88</u>	<u>7,032.49</u>	<u>17,120.37</u>	<u>15,411.89</u>	<u>6,929.72</u>	<u>22,341.61</u>
Current assets							
Inventories		4,791.29	-	4,791.29	6,178.41	-	6,178.41
Financial assets							
i) Investments	e	6,000.00	9.62	6,009.62	2,800.00	12.93	2,812.93
ii) Trade receivables		632.95	-	632.95	2,624.16	-	2,624.16
iii) Cash and cash equivalents		942.84	-	942.84	1,180.76	-	1,180.76
iv) Bank balances other than cash and cash equivalents above		1,003.00	-	1,003.00	1,007.58	-	1,007.58
v) Loans		147.40	-	147.40	145.83	-	145.83
vi) Other financial assets		49.16	-	49.16	55.16	-	55.16
Current tax assets (net)		-	-	-	-	-	-
Other current assets	f,g	230.08	10.78	240.86	430.52	-	430.52
Total current assets		<u>13,796.72</u>	<u>20.40</u>	<u>13,817.12</u>	<u>14,422.42</u>	<u>12.93</u>	<u>14,435.35</u>
TOTAL ASSETS		<u>23,884.60</u>	<u>7,052.89</u>	<u>30,937.49</u>	<u>29,834.31</u>	<u>6,942.65</u>	<u>36,776.96</u>

OTHER NOTES

(All amounts are in ₹ Lakhs unless otherwise stated)

Particulars	Notes to first time adoption	As at March 31, 2017 (End of Last Period presented under previous GAAP)			As at April 01, 2016 (Date of Transition)		
		Previous GAAP*	Effect of Transition to Ind AS	Ind AS	Previous GAAP*	Effect of Transition to Ind AS	Ind AS
EQUITY AND LIABILITIES							
Equity							
Equity share capital		608.30	-	608.30	608.30	-	608.30
Other equity	k	16,606.66	5,868.13	22,474.79	21,011.51	6,226.08	27,237.59
Total equity		<u>17,214.96</u>	<u>5,868.13</u>	<u>23,083.09</u>	<u>21,619.81</u>	<u>6,226.08</u>	<u>27,845.89</u>
LIABILITIES							
Non-current liabilities							
Financial liabilities							
i) Borrowings		-	-	-	-	-	-
ii) Other financial liabilities		8.05	-	8.05	7.80	-	7.80
Provisions		358.49	-	358.49	310.46	-	310.46
Deferred tax liabilities		-	1,184.76	1,184.76	-	1,082.65	1,082.65
Total non-current liabilities		<u>366.54</u>	<u>1,184.76</u>	<u>1,551.30</u>	<u>318.26</u>	<u>1,082.65</u>	<u>1,400.91</u>
Current liabilities							
Financial liabilities							
i) Borrowings		-	-	-	-	-	-
ii) Trade payables		2,291.09	-	2,291.09	2,124.71	-	2,124.71
iii) Other financial liabilities		889.00	-	889.00	461.87	-	461.87
Other current liabilities		2,137.31	-	2,137.31	3,810.48	-	3,810.48
Provisions	h	985.70	-	985.70	1,499.18	(366.08)	1,133.10
Current tax liabilities (net)		-	-	-	-	-	-
Total current liabilities		<u>6,303.10</u>	<u>-</u>	<u>6,303.10</u>	<u>7,896.24</u>	<u>(366.08)</u>	<u>7,530.16</u>
Total liabilities		<u>6,669.64</u>	<u>1,184.76</u>	<u>7,854.40</u>	<u>8,214.50</u>	<u>716.58</u>	<u>8,931.07</u>
TOTAL EQUITY AND LIABILITIES		<u>23,884.60</u>	<u>7,052.89</u>	<u>30,937.49</u>	<u>29,834.31</u>	<u>6,942.65</u>	<u>36,776.96</u>

* The previous GAAP figures have been reclassified to conform to Ind AS presentation requirements for the purposes of this note.

OTHER NOTES

(All amounts are in ₹ Lakhs unless otherwise stated)

b) Effect of Ind AS adoption on the Statement of Profit and Loss for the year ended March 31, 2017

Particulars	Notes to first time adoption	Previous GAAP*	Effect of Transition to Ind AS	Ind AS
Revenue from operations	h	25,831.82	2,807.19	28,639.01
Other income	c, e	666.54	0.12	666.66
Total income		<u>26,498.36</u>	<u>2,807.31</u>	<u>29,305.67</u>
Expenses				
Cost of materials consumed		14,008.52	-	14,008.52
Purchase of stock-in-trade		-	-	-
Changes in inventories of finished goods, stock-in-trade and work-in-progress		1,146.09	-	1,146.09
Excise duty	h	-	2,807.19	2,807.19
Employee benefit expenses	i	6,069.16	1.40	6,070.56
Finance costs		67.16	-	67.16
Depreciation and amortisation expenses	b	611.97	(0.42)	611.55
Other expenses	g	4,631.45	(10.73)	4,620.72
Total expenses		<u>26,534.34</u>	<u>2,797.44</u>	<u>29,331.78</u>
Profit before exceptional items and tax		<u>(35.98)</u>	<u>9.87</u>	<u>(26.11)</u>
Exceptional items	b	(4,195.88)	(0.41)	(4,196.29)
Profit before tax from continuing operations		<u>(4,231.86)</u>	<u>9.46</u>	<u>(4,222.41)</u>
Tax expense				
Current tax		54.88	0.58	55.46
Deferred tax	d	102.52	(0.40)	102.12
Earlier years		15.58	-	15.58
Total tax expense		<u>172.98</u>	<u>0.18</u>	<u>173.16</u>
Profit for the Year		<u>(4,404.84)</u>	<u>9.29</u>	<u>(4,395.57)</u>
Other comprehensive income - Net of Tax	i	-	(1.16)	(1.16)
Total comprehensive income for the year		<u>(4,404.84)</u>	<u>8.12</u>	<u>(4,396.73)</u>

* The previous GAAP figures have been reclassified to conform to Ind AS presentation requirements for the purposes of this note.

OTHER NOTES

(All amounts are in ₹ Lakhs unless otherwise stated)

c) Reconciliation of total Equity as at 31 March 2017 and 1 April 2016

Particulars	Notes to first time adoption	As at March 31, 2017	As at April 01, 2016
Total equity (shareholder's funds) as per previous GAAP		17,214.96	21,619.81
Adjustments:			
Proposed dividend and tax on dividend	g	-	366.08
Effect of Measuring a class of Property, Plant and Equipment at fair value	a	7,407.00	7,407.00
Effect of Foreign Exchange gains/(Loss) on non-monetary items	f	10.77	-
Effect of measuring financial instruments at amortised cost	c	0.86	0.59
Effect of measuring Non-current investments at Fair Value	e	9.61	12.92
Tax effects of adjustments	d	(1,560.12)	(1,560.51)
Total adjustments		<u>5,867.27</u>	<u>6,225.40</u>
Total equity as per Ind AS		<u>23,083.09</u>	<u>27,845.89</u>

d) Impact of Ind AS adoption on the Standalone Statement of Cash Flows for the year ended March 31, 2017

The transition from Indian GAAP to Ind AS has not had a material impact on the Statement of Cash Flows.

(C) NOTES TO RECONCILIATION BETWEEN PREVIOUS GAAP AND Ind AS

a) Property, plant and equipment

The Company has considered fair value of land - under finance lease as its deemed cost on the date transition. Increase in fair value over the cost ₹ 7,407.00 Lakhs is recognised in retained earnings. Property, Plant and equipment has increased by ₹ 7,407.00 Lakhs. At the same time, certain assets having carrying value of ₹ 34.70 Lakhs (as detailed in (b) hereinbelow), which are considered as held for sale, have been reduced from Property, Plant and Equipment and re-classified as assets held for sale, consequently net additions to Property, Plant and Equipment amounts to ₹ 7,372.30 Lakhs.

b) Asset held for sale

In terms of Ind AS, the Company has identified certain property, plant and equipment which are the part of a unit, as held for sale and classified and presented separately as per the requirements of Ind AS. The assets reclassified as at April 01, 2016 is ₹ 34.70 Lakhs.

c) Investments in debt instruments - loans to Related Parties

Loans given is a financial asset, which needs to be measured at amortised cost. As per previous GAAP loan to subsidiary was measured at transaction amount. In accordance with Ind AS 109 Financial Instruments, the Company has measured the loan given to its Subsidiary retrospectively at amortised cost on the date of transition. Accordingly, the difference between the transaction amount and its fair value of ₹ 1.31 Lakhs at the date of transaction has been recorded as an investment in equity of its subsidiary with a corresponding impact to the loans. On account of this the loan amount and investment have undergone change.

d) Deferred tax

Under previous GAAP, deferred tax were accounted for using the income statement approach which focuses on differences between taxable profit and accounting profit for the period. Ind AS requires entities to account for deferred taxes using the Balance Sheet approach which focuses on temporary differences between the carrying amount of an asset or liability in the Balance Sheet and its tax base. The application of Ind AS 12 approach has resulted in recognition of deferred taxes on temporary differences which were not required to be recorded under previous GAAP. Deferred tax liability of ₹ 1,557.09 Lakhs as at April 01, 2016 is recognised on the fair valuation considered as deemed cost of PPE recognised on transition date.

In addition, the various transitional adjustments have led to deferred tax implications which the Company has accounted for. Deferred tax adjustments are recognised in correlation to the underlying transaction either in Retained earnings or Other Comprehensive Income on the date of transition.

OTHER NOTES

(All amounts are in ₹ Lakhs unless otherwise stated)

e) Fair valuation of investments

Under previous GAAP, investments in equity instruments were classified as non-current investments or current investments based on the intended holding period and realisability. Long-term investments were carried at cost less provision for other than temporary decline in the value of such investments. Current investments were carried at lower of cost and fair value.

Under Ind AS, these investments are required to be measured at fair value and the Company has elected to classify such investments at FVTPL. This increased retained earnings by ₹ 9.62 Lakhs as at March 31, 2017 (April 01, 2016: ₹ 12.93 Lakhs) and resultant changes to the investment carrying amounts.

f) Foreign exchange gain / loss on non-monetary items

Under previous GAAP, at the end of each reporting period foreign currency monetary / non-monetary items shall be translated using the closing rate.

Under Ind AS, at the end of each reporting period (a) foreign currency monetary items shall be translated using the closing rate; (b) non-monetary items are measured in terms of historical cost in a foreign currency shall be translated using the exchange rate at the date of the transaction; and (c) non-monetary items that are measured at fair value in a foreign currency shall be translated using exchange rates at the date when the fair value was measured. This resulted in reversal of exchange gain of ₹ 10.77 Lakhs as at March 31, 2017.

g) Proposed dividend

Under previous GAAP, dividends proposed by the Board of Directors after the Balance Sheet date, but before the approval of the Financial Statements were considered as adjusting events. Accordingly, provision for proposed dividend was recognised as a liability. Under Ind AS, such dividends are recognised when the same is approved by the Shareholders in the General Meeting. Accordingly, the liability for proposed dividend (including dividend distribution tax) of ₹ 366.08 Lakhs as at April 1, 2016 included under current provisions has been reversed with corresponding adjustment to Retained earnings. Consequently, the total equity has increased by an equivalent amount on transition date.

h) Excise duty

Under previous GAAP, revenue from sale of products was presented exclusive of excise duty. Under Ind AS, revenue from sale of goods is presented inclusive of excise duty. Excise duty paid is presented on the face of the Statement of Profit and Loss as separate line item as part of expenses. This change has resulted in an increase in total revenue and total expenses for the year ended March 31, 2017 by ₹ 2807.19 Lakhs. There is no impact on the total equity and profit.

i) Employee Cost - Remeasurements of post-employment benefit obligations and fair value of concessional loans to employees

Under Ind AS, remeasurements of post-employment obligations, that is actuarial gains and losses are recognised in Other Comprehensive Income, net of income tax. Under the Previous GAAP, these remeasurements were forming part of the employee cost and charged to profit and loss. For the financial year ending on March 31, 2017, actuarial loss amounted to ₹ 1.74 Lakhs. This has effect of reducing employee cost in profit and loss account. After the income tax effect (net of tax), amount corresponding to the actuarial loss of ₹ 1.16 Lakhs is charged to Other Comprehensive Income. Secondly, as per Ind AS 109 - Financial Instruments on fair valuation of concessional loans to employees, there is an increase of employee cost by ₹ 3.14 Lakhs for the year ended March 31, 2017. Thus, employee cost has increased by ₹ 1.40 Lakhs (increase by ₹ 3.14 Lakhs and decrease by ₹ 1.74 Lakhs). There is no impact on the total equity as on March 31, 2017, to employees at amortised cost. There is no impact on the total equity as at April 1, 2016 and March 31, 2017.

j) Retained earnings

Retained earnings as at April 1, 2016 have been adjusted consequent to the above Ind AS transition adjustments.

k) Other Comprehensive Income

Under Ind AS, all items of income and expense recognised in a period are to be included in profit or loss for the period, unless a standard requires or permits otherwise. Items of income and expense that are not recognised in profit or loss, but are shown in the Statement of Profit and Loss as Other Comprehensive Income which includes Remeasurement of defined benefit plans, effective portion of gain / (loss) on cash flow hedging instruments and fair value gain / (loss) on FVOCI equity instruments. The concept of Other Comprehensive Income did not exist under previous GAAP.

OTHER NOTES

(All amounts are in ₹ Lakhs unless otherwise stated)

34 Fair Value Measurement

Particulars	31-Mar-18			31-Mar-17			1-Apr-16		
	FVPL	FVOCI	Amortised cost	FVPL	FVOCI	Amortised cost	FVPL	FVOCI	Amortised cost
Financial assets									
Investments:									
Equity instruments	0.50	-	1,265.21	0.50	-	2,745.21	0.53	-	7,245.21
Mutual Funds	4,755.42	-	-	6,009.62	-	-	2,812.93	-	-
Government securities	-	-	-	-	-	-	-	-	0.10
Trade receivables	-	-	1,797.00	-	-	632.95	-	-	2,624.16
Loans	-	-	507.01	-	-	565.36	-	-	582.43
Others	-	-	69.42	-	-	98.49	-	-	103.93
Cash and bank balances	-	-	390.08	-	-	1,945.84	-	-	2,188.34
Total financial assets	4,755.92	-	4,028.72	6,010.12	-	5,987.86	2,813.46	-	12,744.16
Financial liabilities									
Borrowings	-	-	252.10	-	-	-	-	-	-
Trade payables	-	-	3,749.81	-	-	2,291.09	-	-	2,124.71
Other liabilities	-	-	479.99	-	-	897.04	-	-	469.67
Total financial liabilities	-	-	4,481.90	-	-	3,188.13	-	-	2,594.38

35 Fair Value Hierarchy**i) Financial assets and liabilities measured at fair value - recurring fair value measurements at March 31, 2018**

Particulars	Notes	Level 1	Level 2	Level 3	Total
Financial assets					
Financial investments at FVPL:					
Unquoted Equity Shares	2	-	-	0.50	0.50
Quoted Mutual Funds	7	4,755.42	-	-	4,755.42
Trade Receivables	8	-	-	-	-
Cash and Bank Balances	9 & 10	-	-	-	-
Other Receivables	7	-	-	-	-
Total financial assets		4,755.42	-	0.50	4,755.92
Financial liabilities					
Trade Payables	17	-	-	-	-
Other Liabilities	13	-	-	-	-
Total financial liabilities		-	-	-	-

OTHER NOTES

(All amounts are in ₹ Lakhs unless otherwise stated)

ii) Financial assets and liabilities which are measured at amortised cost for which fair values are disclosed at March 31, 2018

Particulars	Notes	Level 1	Level 2	Level 3	Total
Financial assets					
Investments:					
Unquoted Equity Shares	2	-	-	1,265.21	1,265.21
Trade receivables	8	-	-	1,797.00	1,797.00
Loans	3	-	-	507.01	507.01
Others	4	-	-	69.42	69.42
Cash and bank balances	9 & 10	-	-	390.08	390.08
Total financial assets		-	-	4,028.72	4,028.72
Financial liabilities					
Borrowings	16	-	-	252.10	252.10
Trade payables	17	-	-	3,749.81	3,749.81
Other liabilities	13	-	-	479.99	479.99
Total financial liabilities		-	-	4,481.90	4,481.90

iii) Financial assets and liabilities measured at fair value - recurring fair value measurements at March 31, 2017

Particulars	Notes	Level 1	Level 2	Level 3	Total
Financial assets					
Financial investments at FVPL:					
Unquoted Equity Shares	2	-	-	0.50	0.50
Quoted Mutual Funds	7	6,009.62	-	-	6,009.62
Trade Receivables	8	-	-	-	-
Cash and Bank Balances	9 & 10	-	-	-	-
Other Receivables	7	-	-	-	-
Total financial assets		6,009.62	-	0.50	6,010.12
Financial liabilities					
Trade Payables	17	-	-	-	-
Other Liabilities	13	-	-	-	-
Total financial liabilities		-	-	-	-

iv) Financial assets and liabilities which are measured at amortised cost for which fair values are disclosed at March 31, 2017

Particulars	Notes	Level 1	Level 2	Level 3	Total
Financial assets					
Investments:					
Unquoted Equity Shares		-	-	2,745.21	2,745.21
Trade receivables	8	-	-	632.95	632.95
Loans	3	-	-	565.36	565.36
Others	4	-	-	98.49	98.49
Cash and bank balances	9 & 10	-	-	1,945.84	1,945.84
Total financial assets		-	-	5,987.86	5,987.86
Financial liabilities					
Trade payables	17	-	-	2,291.09	2,291.09
Other liabilities	13	-	-	897.04	897.04
Total financial liabilities		-	-	3,188.13	3,188.13

OTHER NOTES

(All amounts are in ₹ Lakhs unless otherwise stated)

v) Financial assets and liabilities measured at fair value - recurring fair value measurements at April 01, 2016

Particulars	Notes	Level 1	Level 2	Level 3	Total
Financial assets					
Financial investments at FVPL:					
Unquoted Equity Shares	2	-	-	0.53	0.53
Quoted Mutual Funds	7	2,812.93	-	-	2,812.93
Trade Receivables	8	-	-	-	-
Cash and Bank Balances	9 & 10	-	-	-	-
Other Receivables	4	-	-	-	-
Total financial assets		2,812.93	-	0.53	2,813.46
Financial liabilities					
Trade Payables	17	-	-	-	-
Other Liabilities	13	-	-	-	-
Total financial liabilities		-	-	-	-

vi) Financial assets and liabilities which are measured at amortised cost for which fair values are disclosed at April 01, 2016

Particulars	Notes	Level 1	Level 2	Level 3	Total
Financial assets					
Investments:					
Unquoted Equity Shares	2	-	-	7,245.21	7,245.21
Unquoted Government Securities	2	-	-	0.10	0.10
Trade receivables	8	-	-	2,624.16	2,624.16
Loans	3	-	-	582.43	582.43
Others	4	-	-	103.93	103.93
Cash and bank balances	9 & 10	-	-	2,188.34	2,188.34
Total financial assets		-	-	12,744.16	12,744.16
Financial liabilities					
Trade Payables	17	-	-	2,124.71	2,124.71
Other Liabilities	13	-	-	469.67	469.67
Total financial liabilities		-	-	2,594.38	2,594.38

There were no transfers between any levels during the year.

Level 1: Level 1 hierarchy includes financial instruments measured using quoted prices. This includes listed equity instruments and mutual funds that have a quoted price. The fair value of all equity instruments which are traded in the stock exchanges is valued using the closing price as at the reporting period. The mutual funds are valued using the closing net assets value (NAV).

Level 2: The fair value of financial instruments that are not traded in an active market (for example over-the-counter derivatives) is determined using valuation techniques which maximize the use of observable market data and rely as little as possible on entity-specific estimates. If all significant inputs required to fair value an instrument are observable, the instrument is included in level 2.

Level 3: If one or more of the significant inputs is not based on observable market data, the instrument is included in level 3.

a) Valuation technique used to determine fair value

Specific valuation techniques used to value financial instruments include:

- the use of quoted market prices or dealer quotes for similar instruments
- the fair value of interest rate swaps is calculated as the present value of the estimated future cash flows based on observable yield curves.
- the fair value of forward foreign exchange contracts are determined using forward exchange rates at the Balance Sheet date

OTHER NOTES

(All amounts are in ₹ Lakhs unless otherwise stated)

- iv) the fair value of foreign currency option contracts is determined using the Black Scholes valuation model.
- v) the fair value of the remaining financial instruments is determined using discounted cash flow analysis.

All of the resulting fair value estimates are included in level 1 and 2.

b) Valuation processes

The finance department of the Company includes a team that performs the valuations of financial assets and liabilities required for financial reporting purposes, including level 3 fair values. This team reports directly to the Chief Financial Officer (CFO).

c) Fair value of financial assets and liabilities measured at amortised cost

Particulars	As at March 31, 2018		As at March 31, 2017		As at April 01, 2016	
	Carrying amount	Fair value	Carrying amount	Fair value	Carrying amount	Fair value
Financial assets:						
Investments:						
Unquoted Equity Shares	1,265.21	1,265.21	2,745.21	2,745.21	7,245.21	7,245.21
Unquoted Government Securities	-	-	-	-	0.10	0.10
Trade receivables	1,797.00	1,797.00	632.95	632.95	2,624.16	2,624.16
Loans	507.01	507.01	565.36	565.36	582.43	582.43
Others	69.42	69.42	98.49	98.49	103.93	103.93
Cash and bank balances	390.08	390.08	1,945.84	1,945.84	2,188.34	2,188.34
Total financial assets	4,028.72	4,028.72	5,987.86	5,987.86	12,744.16	12,744.16
Financial liabilities						
Borrowings	252.10	252.10	-	-	-	-
Trade payables	3,749.81	3,749.81	2,291.09	2,291.09	2,124.71	2,124.71
Other liabilities	479.99	479.99	897.04	897.04	469.67	469.67
Total financial liabilities	4,481.90	4,481.90	3,188.13	3,188.13	2,594.38	2,594.38

The carrying value of equity shares at cost is net of impairment provision made.

The carrying amounts of trade receivables, trade payables, other receivables, short-term security deposits, bank deposits with more than 12 months maturity, capital creditors and cash and cash equivalents including bank balances other than cash and cash equivalents are considered to be the same as their fair values due to the current and short-term nature of such balances.

The fair values of non-current borrowings are based on discounted cash flows using a current borrowing rate. They are classified as level 3 fair values in the fair value hierarchy due to the use of unobservable inputs, including own credit risk.

For financial assets and liabilities that are measured at fair value, the carrying amounts are equal to the fair values.

36 Financial Risk Factors

The Company's activities expose it to a variety of financial risks, including market risk, credit risk and liquidity risk. The Company's primary risk management focus is to minimize potential adverse effects of market risk or its financial performance. The Company's risk management assessment, policies and processes are established to identify and analyze the risks faced by the Company, to set appropriate risk limits and controls, and to monitor such risks and compliance with the same. Risk assessment and management policies and processes are reviewed regularly to reflect changes in market conditions and

OTHER NOTES

(All amounts are in ₹ Lakhs unless otherwise stated)

the Company's activities. The Board of Directors and the Audit Committee is responsible for overseeing the Company's risk assessment and management policies and processes.

The Company has exposure to the following risks arising from financial instruments:

- (i) Credit risk
- (ii) Liquidity risk
- (iii) Market risk

Credit Risk

Credit risk is the risk of financial loss to the Company if a customer or counterparty to a financial instrument fails to meet its contractual obligations. This exposure is principally from the Company's receivables from customers. Credit risk is managed through credit approvals, establishing credit limits and continuously monitoring the creditworthiness of customers to which the Company grants credit terms in the normal course of business. The company has established norms for stage wise payments to lower the exposure. International transactions are backed by Letters of credit, confirmed by reputed banks, wherever found necessary. The Company establishes an allowance for doubtful debts and impairment that represents its estimate of incurred losses in respect of trade and other receivables and investments.

The Company takes a significant advance for its machine and has no history of any significant defaults from the customers end in payment of the sale consideration. And therefore has no history of expected credit loss.

Trade & other receivables

The Company's exposure to credit risk is influenced mainly by the individual characteristics of each customer. The demographics of the customer, including the default risk of the industry and country in which the customer operates, also has an influence on credit risk assessment. Credit risk is managed through credit approvals, establishing credit limits and continuously monitoring the creditworthiness of customers to which the Company grants credit terms in the normal course of business.

Summary of the Company's exposure to credit risk by age of the outstanding from various customers is as follows (before allowance for doubtful debts):

Particulars	As at March 31, 2018	As at March 31, 2017	As at April 01, 2016
Neither past due nor impaired	-	-	-
Past due but not impaired			
Past due 1 – 90 days	1,775.04	575.61	1,321.31
Past due 91 – 180 days	1.12	0.44	1.49
Past due 181 – 270 days	3.91	56.90	0.04
Past due 271 – 360 days	15.82	-	1,299.25
Past due more than 360 days	1.11	-	2.07

Cash and cash equivalents

The Company held cash and cash equivalents and other bank balances with credit worthy banks and financial institutions of ₹ 390.08 Lakhs (31 March 2017: ₹ 1,945.84 Lakhs, 01 April 2016: ₹ 2,188.34 Lakhs). The credit worthiness of such banks and financial institutions is evaluated by the management on an ongoing basis and is considered to be good.

Liquidity Risk

Liquidity risk is the risk that the Company will not be able to meet its financial obligations as they become due. The Company manages its liquidity risk by ensuring, as far as possible, that it will always have sufficient liquidity to meet its liabilities when due, under both normal and stressed conditions, without incurring unacceptable losses or risk to the Company's reputation.

OTHER NOTES

(All amounts are in ₹ Lakhs unless otherwise stated)

As of 31st March 2018 the Company has working capital of ₹ 8,118.06 Lakhs (31 March 2017: ₹ 7,514.02 Lakhs, 01 April 2016: ₹ 6,939.89 Lakhs) including cash and cash equivalents and other bank balances of ₹ 390.08 (31 March 2017: ₹ 1,945.84 Lakhs, 01 April 2016: ₹ 2,188.34 Lakhs). Working capital is calculated as current assets less current liabilities.

Investment Risk

The investment of the Company in subsidiary companies is exposed to risks that the business of the subsidiary company is exposed. Accordingly the Company's investment in its US subsidiary has been considerably impaired due to the business risk faced by the subsidiary resulting in the erosion of its value.

Market Risk

Market risk is the risk of loss of future earnings, fair values or future cash flows that may result from adverse changes in market rates and prices (such as interest rates, foreign currency exchange rates) or in the price of market risk-sensitive instruments as a result of such adverse changes in market rates and prices. Market risk is attributable to all market risk-sensitive financial instruments, all foreign currency receivables and payables and all short term and non-current. The Company is exposed to market risk primarily related to foreign exchange rate risk, interest rate risk and the market value of its investments. Thus, the Company's exposure to market risk is a function of investing and borrowing activities and revenue generating and operating activities in foreign currencies.

Currency Risk

The fluctuation in foreign currency exchange rates may have potential impact on the profit and loss account, where any transaction references more than one currency or where assets/liabilities are denominated in a currency other than the functional currency of the entity. Considering the countries and economic environment in which the Company operates, its operations are subject to risks arising from fluctuations in exchange rates in those countries. The risks primarily relate to fluctuations in USD and EURO against the respective functional currency of the Company. The Company does not use any derivative financial instruments to hedge foreign exchange and interest rate exposure. The company continuously monitors the foreign currency exposures and considering the natural hedge, selectively contracts for plain forward covers whenever found necessary.

37. Financial Risk Management

a) Management of liquidity risk

The Company's principal sources of liquidity are cash and cash equivalents, borrowings and the cash flow that is generated from operations. The Company believes that current cash and cash equivalents, tied up borrowing lines and cash flow that is generated from operations is sufficient to meet requirements. Accordingly, liquidity risk is perceived to be low.

The following table shows the maturity analysis of the Company's financial liabilities based on contractually agreed undiscounted cash flows as at the Balance sheet date:

Particulars	Note	Carrying amount	Less than 12 months	More than 12 months	Total
As at March 31, 2018					
Borrowings		252.10	252.10	-	252.10
Trade payables		3,749.81	3,749.81	-	3,749.81
Security and other deposits		5.73	-	5.73	5.73
Other liabilities		474.26	474.26	-	474.26
As at March 31, 2017					
Borrowings		-	-	-	-
Trade payables		2,291.09	2,291.09	-	2,291.09
Security and other deposits		6.73	-	6.73	6.73
Other liabilities		890.32	889.00	1.32	890.32

OTHER NOTES

(All amounts are in ₹ Lakhs unless otherwise stated)

Particulars	Note	Carrying amount	Less than 12 months	More than 12 months	Total
As at April 01, 2016					
Borrowings		-	-	-	-
Trade payables		2,124.71	2,124.71	-	2,124.71
Security and other deposits		6.48	-	6.48	6.48
Other liabilities		463.19	461.87	1.32	463.19

Foreign Currency Risk Exposure

The Company's exposure to foreign currency risk at the end of the reporting period are as follows:

Particulars	31-Mar-18			31-Mar-17			1-Apr-16		
	USD	EUR	GBP	USD	EUR	JPY	USD	EUR	JPY
Financial assets									
Trade receivables	388,587	-	-	539,056	-	9,747,000	1,994,286	-	-
Net exposure to foreign currency risk (assets)	388,587	-	-	539,056	-	9,747,000	1,994,286	-	-
Financial liabilities									
Borrowings	-	-	-	-	-	-	-	-	-
Trade payables	138,921	178,490	-	46,865	16,839	-	290,024	52,400	1,002,600
Net exposure to foreign currency risk (liabilities)	138,921	178,490	-	46,865	16,839	-	290,024	52,400	1,002,600

38 CAPITAL MANAGEMENT

Risk management

The primary objective of the Company's Capital Management is to maximize shareholder value. The Company monitors capital using Debt-Equity ratio, which is total debt divided by total capital plus total debt.

For the purposes of the Company's capital management, the Company considers the following components of its Balance Sheet to be managed capital:

Total equity as shown in the Balance Sheet includes General reserve, Retained earnings, Share capital, Security premium. Total debt includes current debt plus non-current debt and subtracting cash and cash equivalents.

Particulars	31-Mar-18	31-Mar-17	1-Apr-16
Total Debt	-	-	-
Total Equity	21,003.67	23,083.09	27,845.89
Debt-Equity ratio	0.00%	0.00%	0.00%

- 39** Effective April 1, 2017, the Company adopted the amendment to Ind AS 7, which require the entities to provide disclosures that enable users of financial statements to evaluate changes in liabilities arising from financing activities, including both changes arising from cash flows and non - cash changes, suggesting inclusion of a reconciliation between the opening and closing balances in the Balance sheet for liabilities arising from financing activities, to meet the disclosure requirement. There is no non cash adjustment and the amendment is not likely to have any significant impact in the future.

OTHER NOTES

(All amounts are in ₹ Lakhs unless otherwise stated)

40 Recent Accounting Pronouncement

Appendix B to Ind AS 21, Foreign currency transactions and advance consideration: On March 28, 2018, Ministry of Corporate Affairs ("MCA") has notified the Companies (Indian Accounting Standards) Amendment Rules, 2018 containing Appendix B to Ind AS 21, Foreign currency transactions and advance consideration which clarifies the date of the transaction for the purpose of determining the exchange rate to use on initial recognition of the related asset, expense or income, when an entity has received or paid advance consideration in a foreign currency.

The amendment will come into force from April 1, 2018. The Company has evaluated the effect of this on the financial statements and the impact is not material.

Ind AS 115- Revenue from Contract with Customers: On March 28, 2018, Ministry of Corporate Affairs ("MCA") has notified the Ind AS 115, Revenue from Contract with Customers. The core principle of the new standard is that an entity should recognize revenue to depict the transfer of promised goods or services to customers in an amount that reflects the consideration to which the entity expects to be entitled in exchange for those goods or services. Further the new standard requires enhanced disclosures about the nature, amount, timing and uncertainty of revenue and cash flows arising from the entity's contracts with customers.

The standard permits two possible methods of transition:

- Retrospective approach - Under this approach the standard will be applied retrospectively to each prior reporting period presented in accordance with Ind AS 8- Accounting Policies, Changes in Accounting Estimates and Errors
- Retrospectively with cumulative effect of initially applying the standard recognized at the date of initial application (Cumulative catch - up approach) The effective date for adoption of Ind AS 115 is financial periods beginning on or after April 1, 2018.

The effective date for adoption of Ind AS 115 is financial periods beginning on or after April 1, 2018.

The Company will adopt the standard on April 1, 2018 by using the cumulative catch-up transition method and accordingly comparatives for the year ending or ended March 31, 2018 will not be retrospectively adjusted. The effect on adoption of Ind AS 115 is expected to be insignificant.

- 41** The balance sheet, statement of profit and loss, cash flow statement, statement of changes in equity, statement of significant accounting policies and the accompanying notes forms an integral part of the financial statements of the Company for the year ended March 31, 2018.

As per our report of even date attached

For **Natvarlal Vepari & Co.**
Chartered Accountants
Firm Registration No. 106971W

Rinku Ghatalia
Partner
M.No. 133762

Mumbai, Date: May 24, 2018

For and on behalf of the Board of Directors

Sanjay S. Shah Vice Chairman and Managing Director
DIN : 00248592

Pradeep S. Shah Managing Director
DIN : 00248692

Mihir V. Mehta
Company Secretary

Suresh Narayan
Chief Financial Officer

Mumbai, Date: May 24, 2018

INDEPENDENT AUDITOR'S REPORT

To the Members

Manugraph India Limited

Report on the Consolidated Ind AS Financial Statements

We have audited the accompanying consolidated Ind AS financial statements of Manugraph India Limited (hereinafter referred to as "the Holding Company") and its subsidiaries (the Holding Company and its subsidiaries together referred to as "the Group"), (as defined in the Companies (Indian Accounting Standards) Rules, 2015, comprising of the Consolidated Balance Sheet as at March 31, 2018, the Consolidated Statement of Profit and Loss including Other Comprehensive Income, the Consolidated Cash Flow Statement and Consolidated Statement of Changes in Equity for the year then ended, and a summary of the significant accounting policies and other explanatory information (hereinafter referred to as "the consolidated Ind AS financial statements").

Management's Responsibility for the Consolidated Ind AS financial statements

The Holding Company's Board of Directors is responsible for the preparation of these consolidated Ind AS financial statements in terms of the requirements of the Companies Act, 2013 (hereinafter referred to as "the Act") that give a true and fair view of the consolidated financial position, consolidated financial performance, consolidated cash flows and consolidated changes in equity of the Group in accordance with the accounting principles generally accepted in India, including the Companies (Indian Accounting Standards) Rules, 2015 (Ind AS) specified under Section 133 of the Act, read with relevant rules thereon. The respective Governing Bodies of the entities included in the Group are responsible for maintenance of adequate accounting records in accordance with the provisions of the Act for safeguarding the assets of the Group and for preventing and detecting frauds and other irregularities; the selection and application of appropriate accounting policies; making judgments and estimates that are reasonable and prudent; and the design, implementation and maintenance of adequate internal financial controls, that were operating effectively for ensuring the accuracy and completeness of the accounting records, relevant to the preparation and presentation of the financial statements that give a true and fair view and are free from material misstatement, whether due to fraud or error, which have been used for the purpose of preparation of the consolidated Ind AS financial statements by the Board of Directors of the Holding Company, as aforesaid.

Auditor's Responsibility

Our responsibility is to express an opinion on these consolidated Ind AS financial statements based on our audit. While conducting the audit, we have taken into account the provisions of the Act, the accounting and auditing standards and matters, which are required to be included in the audit, report under the provisions of the Act and the Rules made thereunder. We conducted our audit in accordance with the Standards on Auditing specified under Section 143(10) of the Act. Those Standards require that we comply with ethical requirements and plan and perform the audit to obtain reasonable assurance about whether the consolidated Ind AS financial statements are free from material misstatement.

An audit involves performing procedures to obtain audit evidence about the amounts and the disclosures in the consolidated Ind AS financial statements. The procedures selected depend on the auditor's judgment, including the assessment of the risks of material misstatement of the consolidated Ind AS financial statements, whether due to fraud or error. In making those risk assessments, the auditor considers internal financial control relevant to the Holding Company's preparation of the consolidated Ind AS financial statements that give a true and fair view in order to design audit procedures that are appropriate in the circumstances. An audit also includes evaluating the appropriateness of the accounting policies used and the reasonableness of the accounting estimates made by the Holding Company's Board of Directors, as well as evaluating the overall presentation of the consolidated Ind AS financial statements.

We believe that the audit evidence obtained by us and the audit evidence obtained by the other auditors in terms of their reports referred to in sub-paragraph (a) of the Other Matters paragraph below, is sufficient and appropriate to provide a basis for our audit opinion on the consolidated Ind AS financial statements.

Opinion

In our opinion and to the best of our information and according to the explanations given to us, the aforesaid consolidated Ind AS financial statements give the information required by the Act in the manner so required and give a true and fair view in conformity with the accounting principles generally accepted in India, of the consolidated state of affairs of the Group, as at March 31, 2018, their consolidated Loss, their consolidated cash flows and their consolidated changes in equity for the year ended on that date.

Other Matters

- (a) We did not audit the financial statements of 1 subsidiary, whose financial statements reflect total assets of ₹ 21.80 Lakhs as at March 31, 2018 and total revenue of ₹ Nil and net cash flows amounting to ₹ 14.21 Lakhs for the year ended on that date, as considered in the preparation of the consolidated Ind AS financial statements. This financial statements has been audited by other auditors whose reports have been furnished to us by the Management and our opinion on the consolidated Ind AS

financial statements, in so far as it relates to the amounts and disclosures included in respect of this subsidiary and our report in terms of sub-sections (3) and (11) of Section 143 of the Act, insofar as it relates to the aforesaid subsidiary is based solely on the reports of the other auditors.

- (b) We did not audit the financial statements of 1 subsidiary, whose financial statements reflect total assets of ₹ 1,260.94 Lakhs as at March 31, 2018 and total revenue of ₹ 1,752.85 Lakhs for the year ended on that date, as considered in the preparation of the consolidated financial statements. These financial statements are unaudited and have been furnished to us by the Management and our opinion on the consolidated financial statements, in so far as it relates to the amounts and disclosures included in respect of this subsidiary and our report in terms of sub-sections (3) and (11) of Section 143 of the Act, insofar as it relates to the aforesaid subsidiary is based solely on the financial statements as prepared by the management.

Report on Other Legal and Regulatory Requirements

1. As required by sub-section (3) of Section 143 of the Act, we report, to the extent applicable, that:
 - (a) We have sought and obtained all the information and explanations, which to the best of our knowledge and belief were necessary for the purposes of our audit of the aforesaid consolidated Ind AS financial statements.
 - (b) In our opinion, proper books of account as required by law relating to preparation of the aforesaid consolidated Ind AS financial statements have been kept so far as it appears from our examination of those books and the reports of the other auditors.
 - (c) The Consolidated Balance Sheet, the Consolidated Statement of Profit and Loss, the Consolidated Cash Flow Statement and the Consolidated Statement of Changes in Equity dealt with by this Report are in agreement with the relevant books of account and working / records maintained for the purpose of preparation of the consolidated Ind AS financial statements.
 - (d) In our opinion, the aforesaid consolidated Ind AS financial statements comply with the Accounting Standards specified under Section 133 of the Act, read with relevant rules thereon.
 - (e) On the basis of the written representations received from the directors of the Holding Company as on March 31, 2018 taken on record by the Board of Directors of the Holding Company and the reports of the statutory auditors of its subsidiary company incorporated in India, none of the directors of the Group Companies incorporated in India is disqualified as on March 31, 2018 from being appointed as a director in terms of Section 164 (2) of the Act. Since the provisions of Section 164(2) of the Act do not apply to entities incorporated outside India no comments are made in respect of such overseas entities.
 - (f) With respect to the adequacy of the internal financial controls with reference to Financial Statements of the Group and the operating effectiveness of such controls, refer to our separate report in "Annexure A"; and
 - (g) With respect to the other matters to be included in the Auditor's Report in accordance with Rule 11 of the Companies (Audit and Auditor's) Rules, 2014, in our opinion and to the best of our information and according to the explanations given to us:
 - i. The consolidated Ind AS financial statements disclose the impact of pending litigations on the consolidated financial position of the Group— Refer Note 35 to the consolidated Ind AS financial statements.
 - ii. The Group did not have any material foreseeable losses on long-term contracts including derivative contracts.
 - iii. There has been no delay in transferring amounts, required to be transferred, to the Investor Education and Protection Fund by the Holding Company and its subsidiary company incorporated in India.

For **NATVARLAL VEPARI & CO.**

Chartered Accountants

Firm Registration Number 106971W

Mumbai,
Dated : May 24, 2018

Rinku Ghatalia
Partner
Membership No. 133762

Report on the Internal Financial Controls with reference to Financial Statements under Clause (i) of Sub-section 3 of Section 143 of the Companies Act, 2013 ("the Act")

We have audited the internal financial controls with reference to Financial Statements of consolidated Ind AS financial statements of Manugraph India Limited (hereinafter referred to as "the Holding Company") and its subsidiary companies, which are companies incorporated in India as of March 31, 2018 in conjunction with our audit of the Consolidated Ind AS financial statements of the Company for the year ended on that date.

Management's Responsibility for Internal Financial Controls

The respective Board of Directors of the Holding company and its subsidiary companies, which are companies incorporated in India, are responsible for establishing and maintaining internal financial controls based on the internal control with reference to Financial Statements criteria established by the Company considering the essential components of internal control stated in the Guidance Note on Audit of Internal Financial Controls over Financial Reporting issued by the Institute of Chartered Accountants of India ('ICAI'). These responsibilities include the design, implementation and maintenance of adequate internal financial controls that were operating effectively for ensuring the orderly and efficient conduct of its business, including adherence to company's policies, the safeguarding of its assets, the prevention and detection of frauds and errors, the accuracy and completeness of the accounting records, and the timely preparation of reliable financial information, as required under the Companies Act, 2013.

Auditors' Responsibility

Our responsibility is to express an opinion on the Company's internal financial controls with reference to Financial Statements based on our audit. We conducted our audit in accordance with the Guidance Note on Audit of Internal Financial Controls over Financial Reporting (the "Guidance Note") and the Standards on Auditing, issued by ICAI and deemed to be prescribed under section 143(10) of the Companies Act, 2013, to the extent applicable to an audit of internal financial controls, both applicable to an audit of Internal Financial Controls and, both issued by the Institute of Chartered Accountants of India. Those Standards and the Guidance Note require that we comply with ethical requirements and plan and perform the audit to obtain reasonable assurance about whether adequate internal financial controls with reference to Financial Statements was established and maintained and if such controls operated effectively in all material respects.

Our audit involves performing procedures to obtain audit evidence about the adequacy of the internal financial controls system with reference to Financial Statements and their operating effectiveness. Our audit of internal financial controls with reference to Financial Statements reporting included obtaining an understanding of internal financial controls with reference to Financial Statements, assessing the risk that a material weakness exists, and testing and evaluating the design and operating effectiveness of internal control based on the assessed risk. The procedures selected depend on the auditor's judgment, including the assessment of the risks of material misstatement of the financial statements, whether due to fraud or error.

We believe that the audit evidence we have obtained and the audit evidence obtained by the other auditors in terms of their reports referred to in Other Matters paragraph below is sufficient and appropriate to provide a basis for our audit opinion on the Company's internal financial controls system with reference to Financial Statements.

Meaning of Internal Financial Controls with reference to Financial Statements

A company's internal financial control with reference to Financial Statements is a process designed to provide reasonable assurance regarding the reliability of financial reporting and the preparation of financial statements for external purposes in accordance with generally accepted accounting principles. A company's internal financial control with reference to Financial Statements includes those policies and procedures that (1) pertain to the maintenance of records that, in reasonable detail, accurately and fairly reflect the transactions and dispositions of the assets of the company; (2) provide reasonable assurance that transactions are recorded as necessary to permit preparation of financial statements in accordance with generally accepted accounting principles, and that receipts and expenditures of the company are being made only in accordance with authorisations of management and directors of the company; and (3) provide reasonable assurance regarding prevention or timely detection of unauthorised acquisition, use, or disposition of the company's assets that could have a material effect on the financial statements.

Inherent Limitations of Internal Financial Controls with reference to Financial Statements

Because of the inherent limitations of internal financial controls with reference to Financial Statements, including the possibility of collusion or improper management override of controls, material misstatements due to error or fraud may occur and not be detected. Also, projections of any evaluation of the internal financial controls with reference to Financial Statements future periods are subject to the risk that the internal financial control with reference to Financial Statements may become inadequate because of changes in conditions, or that the degree of compliance with the policies or procedures may deteriorate.

Opinion

In our opinion, the Holding Company and its subsidiary companies, which are companies incorporated in India, have, in all material respects, an adequate internal financial controls system with reference to Financial Statements and such internal financial controls with reference to Financial Statements were operating effectively as at March 31, 2018, based on the internal control with reference to Financial Statements criteria established by the Company considering the essential components of internal control stated in the Guidance Note on Audit of Internal Financial Controls Over Financial Reporting issued by the Institute of Chartered Accountants of India.

Other Matters

Our aforesaid reports under Section 143(3)(i) of the Act on the adequacy and operating effectiveness of the internal financial controls with reference to Financial Statements in so far as it relates to one subsidiary company which is a company incorporated in India, is based on the corresponding reports of the auditors' of such company.

For **NATVARLAL VEPARI & CO.**
Chartered Accountants
Firm Registration Number 106971W

Mumbai,
Dated : May 24, 2018

Rinku Ghatalia
Partner
Membership No. 133762

CONSOLIDATED BALANCE SHEET AS AT MARCH 31, 2018

(All amounts are in ₹ Lakhs unless otherwise stated)

Particulars	Note Ref	As at March 31, 2018	As at March 31, 2017	As at April 01, 2016
I ASSETS				
1 Non-Current Assets				
(a) Property, Plant & Equipment	1	9,920.10	11,651.99	12,265.36
(b) Capital Work-in-Progress	1A	-	46.20	-
(c) Goodwill on Consolidation	2	172.16	172.16	331.38
(d) Intangible Assets	1B	185.03	171.12	193.78
(e) Financial Assets				
(i) Investments	3	0.50	0.50	0.63
(ii) Loans	4	365.74	414.92	433.82
(iii) Other Financial Assets	5	48.96	49.32	48.77
(f) Deferred Tax Assets (Net)	6	-	-	2,809.34
(g) Other Non-Current Assets	7	2,807.50	3,352.44	3,600.47
Total Non-current Assets		13,499.99	15,858.65	19,683.55
2 Current Assets				
(a) Inventories	8	7,900.20	6,036.71	8,860.87
(b) Financial Assets				
(i) Investments	9	4,755.43	6,009.62	2,812.93
(ii) Trade Receivables	10	1,795.39	928.43	3,017.66
(iii) Cash and cash equivalents	11	637.76	942.92	1,180.86
(iv) Bank balances other than (iii) above	12	56.01	1,003.00	1,007.58
(v) Loans	4	141.27	147.40	145.83
(vi) Other Financial Assets	5	20.74	52.94	73.44
(c) Other current assets	7	1,116.03	279.46	520.95
(d) Non current Asset held for sale	13	829.97	-	34.70
Total Current Assets		17,252.80	15,400.48	17,654.82
TOTAL ASSETS		30,752.79	31,259.13	37,338.37
II EQUITY & LIABILITIES				
Equity				
(a) Equity share capital	14	608.30	608.30	608.30
(b) Other equity	15	20,316.08	21,761.09	25,673.79
Total equity		20,924.38	22,369.39	26,282.09
Liabilities				
1 Non-Current Liabilities				
(a) Financial Liabilities				
(i) Borrowings	16	-	18.58	25.53
(ii) Other Financial Liabilities	17	5.73	8.05	7.80
(b) Provisions	18	319.14	358.49	310.46
(c) Deferred Tax Liabilities (Net)	6	1,378.36	879.78	-
Total Non-current Liabilities		1,703.23	1,264.90	343.79
2 Current Liabilities				
(a) Financial Liabilities				
(i) Borrowings	16	252.10	632.38	1,018.32
(ii) Trade Payables	19	3,863.02	2,509.98	2,608.54
(iii) Other Financial Liabilities	17	481.16	957.64	537.06
(b) Other Current Liabilities	20	2,535.12	2,439.45	5,308.23
(c) Provisions	18	993.78	1,085.39	1,240.34
Total Current Liabilities		8,125.18	7,624.84	10,712.49
Total Liabilities		9,828.41	8,889.74	11,056.28
TOTAL EQUITY AND LIABILITIES		30,752.79	31,259.13	37,338.37

The accompanying Notes form an integral part of the Financial Statements

As per our report of even date attached

For **Natvarlal Vepari & Co.**
Chartered Accountants
Firm Registration No. 106971W

Rinku Ghatalia
Partner
M.No. 133762

Mumbai, Date: May 24, 2018

For and on behalf of the Board of Directors

Sanjay S. Shah Vice Chairman and Managing Director
DIN : 00248592

Pradeep S. Shah Managing Director
DIN : 00248692

Mihir V. Mehta
Company Secretary

Suresh Narayan
Chief Financial Officer

Mumbai, Date: May 24, 2018

Consolidated Statement of Profit and Loss for the year ended March 31, 2018

(All amounts are in ₹ Lakhs except EPS)

Particulars	Note Ref	2017-18	2016-17
Income			
I Revenue from Operations	21	18,921.55	28,590.56
II Other Income	22	990.28	666.38
III Total Income (I + II)		19,911.83	29,256.94
IV Expenses			
Cost of Materials Consumed	23	12,404.69	14,006.02
Purchase of Stock-in-Trade		614.20	-
Changes in inventories of finished goods work-in-progress and Stock-in-Trade	24	(1,948.63)	1,146.09
Excise Duty		456.25	2,807.19
Employee Benefit Expenses	25	4,591.70	6,070.52
Finance Cost	26	116.11	67.16
Depreciation & Amortisation Expense	27	528.69	611.55
Other Expenses	28	3,494.30	4,620.85
Total Expenses (IV)		20,257.31	29,329.38
V Profit / (Loss) Before exceptional items and Tax (III - IV)		(345.48)	(72.44)
VI Exceptional Items			
1) Profit on sale of Non- current Asset held for sale		-	303.71
2) Provision for diminution in value of long-term investment in subsidiary		-	(159.22)
VII Profit / (Loss) Before Tax (V - VI)		(345.48)	72.05
1. Current Tax		-	55.46
2. Deferred Tax		193.58	102.11
3. Tax adjustment of previous years		-	15.58
VIII Tax Expense		193.58	173.15
IX Profit / (Loss) for the period from continuing operations		(539.06)	(101.10)
X Profit/(Loss) from discontinued operations before Tax		(557.65)	179.70
XI Tax Expense of discontinued operations		(304.99)	3,615.99
XII Profit/(Loss) from Discontinued Operations after Tax		(862.64)	(3,436.29)
XIII Profit / (Loss) for the period (IX+XII)		(1,401.70)	(3,537.38)
Other Comprehensive Income			
A Item that will not be reclassified to Statement of Profit and Loss			
(i) Remeasurement gain / (loss) on defined benefit plans		139.35	(1.74)
(ii) Income tax relating to items that will not be reclassified to Statement of Profit or Loss		-	0.58
B Item that will be reclassified to Statement of Profit and Loss			
(i) Exchange difference in translating the financial statement of foreign operation		0.38	(8.08)
Other Comprehensive Income for the year, net of tax		139.73	(9.24)
XIV Total Comprehensive Income for the year, net of tax		(1,261.97)	(3,546.63)
XV Earnings per Equity Share (for continuing operation):	30		
Before exceptional items - Basic & Diluted (in ₹)		(1.77)	(0.81)
After exceptional items - Basic & Diluted (in ₹)		(1.77)	(0.33)
Par Value		2.00	2.00
XVI Earnings per Equity Share (for discontinued operation):			
Basic & Diluted (in ₹)		(2.84)	(11.28)
Par Value		2.00	2.00
XVII Earnings per Equity Share (for discontinued and continuing operation):			
Before exceptional items - Basic & Diluted (in ₹)		(4.61)	(12.09)
After exceptional items - Basic & Diluted (in ₹)		(4.61)	(11.62)
Par Value		2.00	2.00

The accompanying Notes form an integral part of the Financial Statements

As per our report of even date attached

For and on behalf of the Board of Directors

For **Natvarlal Vepari & Co.**
Chartered Accountants
Firm Registration No. 106971W

Sanjay S. Shah
DIN : 00248592

Vice Chairman and Managing Director

Pradeep S. Shah
DIN : 00248692

Managing Director

Rinku Ghatalia
Partner
M.No. 133762

Mihir V. Mehta
Company Secretary

Suresh Narayan
Chief Financial Officer

Mumbai, Date: May 24, 2018

Mumbai, Date: May 24, 2018

Consolidated Statement of Changes in Equity for the year ended March 31, 2018

(All amounts are in ₹ Lakhs unless otherwise stated)

Equity Share Capital

Particulars	No. of shares	Amount
Balance as at April 1, 2016	30,415,061	608.30
Changes in equity share capital during the year	-	-
Balance as at March 31, 2017	30,415,061	608.30
Changes in equity share capital during the year	-	-
Balance as at March 31, 2018	30,415,061	608.30

Particulars	Other Equity					Other items of OCI	Total Other Equity
	Capital Reserve	Capital Reserve on Amalgamation	Capital Redemption Reserve	Security Premium Reserve	General Reserve	Retained Earnings	
As at 1st April, 2016	72.00	128.00	110.58	2,145.06	9,225.00	13,993.15	25,673.79
Profit for the period	-	-	-	-	-	(3,537.38)	(3,545.46)
Dividend	-	-	-	-	-	304.15	304.15
Tax on Dividend	-	-	-	-	-	61.93	61.93
Actuarial gain/(loss) on gratuity (Net of tax thereon)	-	-	-	-	-	(1.16)	(1.16)
As at 31st March, 2017	72.00	128.00	110.58	2,145.06	9,225.00	10,088.53	21,761.09
Profit for the period	-	-	-	-	-	(1,401.70)	(1,401.32)
Dividend	-	-	-	-	-	152.08	152.08
Tax on Dividend	-	-	-	-	-	30.96	30.96
Actuarial gain/(loss) on gratuity (Net of tax thereon)	-	-	-	-	-	139.35	139.35
As at 31st March, 2018	72.00	128.00	110.58	2,145.06	9,225.00	8,643.14	20,316.08

As per our report of even date attached

For **Natvarial Vepari & Co.**
Chartered Accountants
Firm Registration No. 106971W

Rinku Ghatalia
Partner
M.No. 133762

Mumbai, Date: May 24, 2018

For and on behalf of the Board of Directors

Sanjay S. Shah
DIN : 00248592

Vice Chairman and Managing Director

Pradeep S. Shah
DIN : 00248692

Managing Director

Minir V. Mehta
Company Secretary

Suresh Narayan
Chief Financial Officer

Mumbai, Date: May 24, 2018

Consolidated Statement of Cash Flows for the year ended 31st March, 2018 (contd...)

(All amounts are in ₹ Lakhs unless otherwise stated)

Particulars	2017-18	2016-17
A. CASH FLOW FROM OPERATING ACTIVITIES		
Profit / (Loss) before tax	(903.13)	251.76
Add: Depreciation	564.04	700.03
Interest	84.81	12.39
Provision for diminution of investment	-	159.22
Actuarial Gain / (loss) on obligation	139.35	(1.74)
Fixed assets written off / scrapped	388.50	46.12
Loss / (Profit) on sale of assets	(409.81)	(279.21)
Loss on disposal of investments	-	0.13
Sundry balances written off	21.33	10.00
Sundry balances written back	(11.88)	(32.23)
Provision for gratuity	(49.22)	(135.00)
Provision for earned leave wages	(46.48)	60.06
Provision for warranty	(35.26)	(31.98)
Dividend income	(0.05)	(0.05)
Profit on sale of investments	(149.29)	(343.01)
Net gain on financial assets measured at FVTPL	(253.70)	(9.62)
Exchange Gain / Loss	(0.38)	(8.08)
Excess provision written back	(407.02)	-
Interest received on deposits	(112.01)	(241.17)
	<u>(277.07)</u>	<u>(94.14)</u>
Operating profit before working capital changes	(1,180.20)	157.62
Working capital changes		
Trade payable and other liabilities	1,390.79	(2,510.75)
Inventory changes	(1,863.49)	2,824.16
Trade receivables	(908.45)	2,079.23
Loans & Advances	(187.81)	489.70
	<u>(1,568.96)</u>	<u>2,882.34</u>
Cash generated from operations	(2,749.16)	3,039.96
Less: Direct taxes	<u>32.62</u>	<u>23.45</u>
Net cash from operating activities	(2,781.78)	3,016.51

Consolidated Statement of Cash Flows for the year ended 31st March, 2018

(All amounts are in ₹ Lakhs unless otherwise stated)

Particulars	2017-18	2016-17
B CASH FLOW FROM INVESTING ACTIVITIES		
Purchase of fixed assets including CWIP	(124.99)	(257.52)
Purchase of investments	(11,253.71)	(13,509.62)
Sale of fixed assets	537.39	351.53
Assets held for sale	-	34.70
Sale of investments	12,910.88	10,665.56
Dividend received	0.05	0.05
Other bank balances	946.99	4.58
Interest received	128.71	231.12
Net cash flow from investing activities	3,145.32	(2,479.60)
C CASH FLOW FROM FINANCING ACTIVITIES		
Interest paid	(84.81)	(12.25)
Dividend paid including dividend tax	(185.03)	(369.61)
Borrowings during the year	(398.86)	(392.89)
Net cash flow from financing activities	(668.70)	(774.75)
Net cash flow from Operating, Investing and Financing activities	(305.16)	(237.84)
Opening cash and cash equivalents	942.92	1,180.76
Add: Net cash flow from Operating, Investing and Financing activities	(305.16)	(237.84)
Closing cash and cash equivalents	637.76	942.92

The above Statement of Cash Flows has been prepared under the 'Indirect Method' as set out in the Ind AS 7 - Statement of Cash Flows as notified under the Companies (Indian Accounting Standards) Rules, 2015.

As per our report of even date attached

For **Natvarlal Vepari & Co.**
Chartered Accountants
Firm Registration No. 106971W

Rinku Ghatalia
Partner
M.No. 133762

Mumbai, Date: May 24, 2018

For and on behalf of the Board of Directors

Sanjay S. Shah
DIN : 00248592

Vice Chairman and Managing Director

Pradeep S. Shah
DIN : 00248692

Managing Director

Mihir V. Mehta
Company Secretary

Suresh Narayan
Chief Financial Officer

Mumbai, Date: May 24, 2018

Notes on financial statements for the year ended March 31, 2018

CORPORATE INFORMATION

Manugraph India Limited (hereinafter referred to as “MIL” or “the company”) a public company domiciled in India, was incorporated under the provisions of the Companies Act, 1956 in the year 1972.

The Company and its subsidiary companies are referred to as the Group here under. The Group is the largest manufacturer of single width web-offset printing presses in India and has a significant share of the world market for its products. The manufacturing facilities are located at Kolhapur in India. The Group has its in-house R&D facilities with a combined strength of over 50 engineers. The R&D facilities are recognized by Department of Scientific and Industrial Research – Ministry of Science and Technology, Government of India.

The consolidated financial statements of the Group for the year ended March 31, 2018 were authorised for issue in accordance with the resolution passed at the meeting of the Board of Directors held on Thursday, May 24, 2018.

SIGNIFICANT ACCOUNTING POLICIES

This Note provides a list of the Significant Accounting Policies adopted by the Group in the preparation of these Consolidated Financial Statements. These policies have been consistently applied to all the years presented, unless otherwise stated.

a) BASIS OF PREPARATION OF CONSOLIDATED FINANCIAL STATEMENTS

i. Compliance with Ind-AS

These Consolidated Financial Statements have been prepared in accordance with Indian Accounting Standards (“Ind AS”) as notified by Ministry of Corporate Affairs pursuant to Section 133 of the Companies Act, 2013 (‘the Act’) read with Rule 3 of the Companies (Indian Accounting Standards) Rules, 2015 as amended and other relevant provisions of the Act.

The Consolidated Financial Statements comply in all material respects with Indian Accounting Standards notified under Section 133 of the Companies Act, 2013 [Companies (Indian Accounting Standards) Rules, 2015], as amended and other relevant provisions of the Act.

The Consolidated Financial Statements for the year ended March 31, 2018 are the first Ind AS financial statements of the Group. The Consolidated Financial Statements of March 31, 2017 have been restated to give effect of Ind-AS and to arrive at comparable figures as that of March 31, 2017. Reconciliation and descriptions of the effect of the transition has been summarized in note no. 36.

Accounting policies have been consistently applied except where a newly issued accounting standard is initially adopted or a revision to an existing accounting standard requires a change in the accounting policy hitherto in use.

ii. Current / Non-current classification

Any asset or liability is classified as current if it satisfies any of the following conditions:

- the asset / liability is expected to be realised / settled in the Company’s normal operating cycle;
- the asset is intended for sale or consumption;
- the asset / liability is held primarily for the purpose of trading;
- the asset / liability is expected to be realized / settled within twelve months after the reporting period;
- the asset is cash or cash equivalent unless it is restricted from being exchanged or used to settle a liability for at least twelve months after the reporting date;
- in the case of a liability, the Company does not have an unconditional right to defer settlement of the liability for at least twelve months after the reporting date.

All other assets and liabilities are classified as non-current.

For the purpose of current / non-current classification of assets and liabilities, the Company has ascertained its normal operating cycle as twelve months. This is based on the nature of services and the time between the acquisition of assets or inventories for processing and their realization in cash and cash equivalents.

Notes on financial statements for the year ended March 31, 2018

iii. Historical cost convention

The Consolidated Financial Statements have been prepared on a historical cost basis except for the following:

- certain financial assets and liabilities that are measured at fair value
- certain assets and liabilities classified as held for sale that are measured at fair value less cost to sale.

iv. Basis of Consolidation

The consolidated financial statements comprise the financial statements of the Company and its subsidiaries. Control is achieved when the company has:

- power over the investee
- is exposed or has rights to variable returns from its involvement with the investee, and
- has the ability to use its power over the investee to affect its returns

Generally, there is a presumption that a majority of voting rights result in control. To support this presumption and when the Company has less than a majority of the voting or similar rights of an investee, the Company considers all relevant facts and circumstances in assessing whether it has power over an investee, including :

- The contractual arrangement with the other vote holders of the investee
- Rights arising from other contractual arrangements
- The Company's voting rights and potential voting rights
- The size of the Company's holding of voting rights relative to the size and dispersion of the holdings of the other voting rights holders

The Company re-assesses whether or not it controls an investee if facts and circumstances indicate that there are changes to one or more of the three elements of control. Consolidation of a subsidiary begins when the Company obtains control over the subsidiary and ceases when the Company loses control of the subsidiary. Assets, liabilities, income and expenses of a subsidiary acquired or disposed of during the year are included in the consolidated financial statements from the date the Company gains control until the date the Company ceases to control the subsidiary.

Consolidated financial statements are prepared using uniform accounting policies for like transactions and other events in similar circumstances. If a member of the Group uses accounting policies other than those adopted in the consolidated financial statements for like transactions and events in similar circumstances, appropriate adjustments are made to that Group member's financial statements in preparing consolidated financial statements to ensure conformity with the Group's accounting policies.

The financial statements of all entities used for the purpose of consolidation are drawn up to same reporting date as that of the Parent company, i.e., year ended on March 31. When the end of reporting period of the Parent is different from that of subsidiary, the subsidiary prepares, for consolidation purposes, additional financial information as of the same date as the financial statements of the Parent to enable the Parent to consolidate the financial information of the subsidiary, unless it is impracticable to do so.

Consolidation procedure:

- (a) Combine like items of assets, liabilities, equity, income, expenses and cash flows of the Parent with those of its subsidiaries. For this purpose, income and expenses of the subsidiary are based on the amounts of the assets and liabilities recognised in the consolidated financial statements at the acquisition date.
- (b) Offset (eliminate) the carrying amount of the Parent's investment in each subsidiary and the Parent's portion of equity of each subsidiary. Business combinations policy explains how to account for any related goodwill.
- (c) Eliminate in full intragroup assets and liabilities, equity, income, expenses and cash flows relating to transactions between entities of the group (profits or losses resulting from intragroup transactions that are recognised in assets, such as inventory and fixed assets, are eliminated in full). Intragroup losses may indicate an impairment that requires recognition in the consolidated financial statements. Ind AS 12 Income Taxes applies to temporary differences that arise from the elimination of profits and losses resulting from intragroup transactions.

Notes on financial statements for the year ended March 31, 2018

Profit or loss and each component of other comprehensive income (OCI) are attributed to the equity holders of the Company and to the non-controlling interests, even if this results in the non-controlling interests having a deficit balance. When necessary, adjustments are made to the financial statements of subsidiaries to bring their accounting policies into line with the Group's accounting policies. All intra-group assets and liabilities, equity, income, expenses and cash flows relating to transactions between members of the Group are eliminated in full on consolidation.

The following subsidiaries have been consolidated into the parent and the parent's holding thereon is as under:

Sr. No.	Name of the subsidiary companies	Country of Incorporation	Percentage Holding
1.	Constrad Agencies (Bombay) Pvt. Ltd.	India	100%
2.	Manugraph Americas Inc.	USA	100%

As both the subsidiaries are wholly owned, non controlling interest is nil.

b) FOREIGN CURRENCY TRANSACTIONS

Functional and presentation currency

Items included in the Consolidated Financial Statements of the Group are measured using the currency of the primary economic environment in which the Group operates ('the functional currency'). The Consolidated Financial Statements of the Group are presented in Indian Rupees (₹.), which is also the functional and presentation currency of the Group.

Transactions and balances

- i) Transactions denominated in foreign currencies are recorded at the exchange rate prevailing on the date of the transaction or that approximates the actual rate at the date of the transaction.
- ii) Foreign currency denominated monetary assets and liabilities are translated into the relevant functional currency at exchange rates in effect at the Balance Sheet date.
- iii) Transaction gains or losses realized upon settlement of foreign currency transactions are included in determining net profit for the period in which the transaction is settled.
- iv) Losses arising on account of transactions covered by forward contract is recognised over the period of the contract.
- v) Monetary assets and liabilities at the end of the year are converted at the year end rate and the resultant gain or loss is accounted for in the Income Statement.
- vi) The Group has not used any derivative instrument except forward contracts which have been used for hedging the foreign currency exposure. The Group does not undertake any speculative or trading activity through derivative instruments.

c) REVENUE RECOGNITION

- i) Time of recognition: Revenue from sale of goods is recognised when all the significant risks and rewards of ownership in the goods are transferred to the buyer as per the terms of the contract, there is no continuing managerial involvement with the goods, the amount of revenue can be measured reliably and it is probable that future economic benefits will flow to the entity and specific criteria have been met for each of the activities of the Group. This generally happens upon dispatch of the goods to customers, except for export sales which are recognised when significant risk and rewards are transferred to the buyer as per the terms of contract.

Revenue from services is accounted on percentage completion method and is recognised in the accounting period in which the services are rendered.

Eligible export incentives are recognised in the year in which the conditions precedent are met and there is no significant uncertainty about the collectability.

- ii) Measurement of revenue: Revenue is measured at the fair value of the consideration received or receivable, after the deduction of any trade discounts, volume rebates and any taxes or duties collected on behalf of the Government which are levied on sales such as Goods and Services Tax (GST). Revenue is presented net of GST, with an exception that for the comparative period ended 31st March, 2017 revenue has been presented inclusive excise duty, with excise duty is presented as expense as a separate line on the face of the Statement of Profit and Loss. Discounts given include rebates, price reductions and other incentives given to customers. No element of financing is deemed present as the sales are made with a payment term which is consistent with market practice.

Notes on financial statements for the year ended March 31, 2018

- iii) Revenue in respect of Insurance /other claims, commission etc. are recognised only when it is reasonably certain that the ultimate collection will be made.
- iv) Interest income is recognised on time proportion basis using effective interest rate method.
- v) Dividend income is recognised when the right to receive the same is established.
- vi) Current investments are marked to market at the end of the relevant period and the resultant gains or losses are recognised in the Income statement.

d) INCOME TAXES

The income tax expense or credit for the period is the tax payable on the taxable income of the current period based on the applicable income tax rates adjusted by changes in deferred tax assets and liabilities attributable to temporary differences and to unused tax losses.

The current income tax charge is calculated on the basis of the tax laws enacted or substantively enacted at the end of the reporting period. Management periodically evaluates positions taken in tax returns with respect to situations in which applicable tax regulation is subject to interpretation. It establishes provisions where appropriate on the basis of amounts expected to be paid to the tax authorities.

Minimum Alternate Tax ('MAT') under the provisions of the Income Tax Act, 1961 is recognised as current tax in the Statement of Profit and Loss. The credit available under the Act in respect of MAT paid are recognised as an asset only when and to the extent there is convincing evidence that the Group will pay normal income tax during the period for which the MAT credit can be carried forward for set off against the normal tax liability. Such asset is reviewed at each Balance Sheet date.

Deferred income tax is provided in full, using the liability method, on temporary differences arising between the tax bases of assets and liabilities and their carrying amounts. However, deferred tax liabilities are not recognised if they arise from the initial recognition of Goodwill. Deferred income tax is also not accounted for if it arises from initial recognition of an asset or liability in a transaction other than a business combination that at the time of the transaction affects neither accounting profit nor taxable profit | (tax loss). Deferred income tax is determined using tax rates (and laws) that have been enacted or substantially enacted by the Balance Sheet date and are expected to apply when the related deferred income tax asset is realised or the deferred income tax liability is settled.

Deferred tax assets are recognised for all deductible temporary differences and unused tax losses only if it is probable that future taxable amounts will be available to utilise those temporary differences and losses.

Deferred tax assets and liabilities are offset when there is a legally enforceable right to offset current tax assets and liabilities and when the deferred tax balances relate to the same taxation authority. Current tax assets and tax liabilities are offset where the entity has a legally enforceable right to offset and intends either to settle on a net basis, or to realise the asset and settle the liability simultaneously.

Current and deferred tax is recognised in profit or loss, except to the extent that it relates to items recognised in Other Comprehensive Income or directly in equity. In this case, the tax is also recognised in Other Comprehensive Income or directly in equity, respectively.

e) LEASES

As a lessee:

Leases in which a significant portion of the risks and rewards of ownership are not transferred to the Group as lessee are classified as operating leases. Payments made under operating leases (net of any incentives received from the lessor) are charged to profit or loss on a straight-line basis over the period of the lease unless the payments are structured to increase in line with expected general inflation to compensate for the lessor's expected inflationary cost increases for the lessor.

As regards land, where the lease term is for 99 years, and where the Group is lessee, the lease is considered as Finance Lease.

As a lessor:

Lease income from operating leases where the Group is a lessor is recognised as income on a straight-line basis over the lease term unless the receipts are structured to increase in line with expected general inflation to compensate for the expected

Notes on financial statements for the year ended March 31, 2018

inflationary cost increases. The respective leased assets are included in the Balance Sheet based on their nature. Leases of property, plant and equipment where the Group as a lessor has substantially transferred all the risks and rewards are classified as finance lease. Finance leases are capitalised at the inception of the lease at the fair value of the leased property or, if lower, the present value of the minimum lease payments. The corresponding rent receivables, net of interest income, are included in other financial assets. Each lease receipt is allocated between the asset and interest income. The interest income is recognised in the Statement of Profit and Loss over the lease period so as to produce a constant periodic rate of interest on the remaining balance of the asset for each period.

Under combined lease agreements, land and building are assessed individually. Lease rental attributable to the operating lease are charged to Statement of Profit and Loss as lease income whereas lease income attributable to finance lease is recognised as finance lease receivable and recognised on the basis of effective interest rate.

f) PROPERTY, PLANT AND EQUIPMENT

Freehold land is carried at historical cost. All other items of property, plant and equipment are stated at acquisition cost net of accumulated depreciation and accumulated impairment losses, if any. Historical cost includes expenditure that is directly attributable to the acquisition of the items.

Property, plant and equipment are stated at original cost net of tax / duty credit availed, less accumulated depreciation and accumulated impairment losses, if any. All other repair and maintenance costs are recognised in the statement of profit and loss as incurred.

Spare parts, stand-by equipment and servicing equipment are recognised as property, plant and equipment if they are held for use in the production or supply of goods or services, for rental to others, or for administrative purposes and are expected to be used during more than one period.

Capital work-in-progress includes cost of property, plant and equipment under installation / under development as at the balance sheet date. Advances paid towards the acquisition of property, plant and equipment outstanding at each Balance Sheet date is classified as 'capital advances' under other non-current assets and the costs of assets not ready for the intended use before balance sheet date are disclosed under 'Capital work-in-progress'. Subsequent expenditures relating to property, plant and equipment are capitalized only when it is probable that it increases the future economic benefits associated with the asset beyond the previously assessed standard of performance and these will flow to the Group and the cost of the item can be measured reliably.

The cost and related accumulated depreciation are eliminated from the financial statements upon sale or retirement of the asset and the resultant gains or losses are recognised in the Statement of Profit and Loss. Assets to be disposed of are reported at the lower of the carrying value or the fair value less cost to sell, and depreciation ceases on such assets.

The asset's residual values, useful lives and methods of depreciation are reviewed at each financial year end, changes there in are considered as estimates and accordingly accounted for adjusted prospectively.

Cost of borrowing for assets taking substantial time to be ready for use is capitalised for the period upto the time the asset is ready to use.

Intangible assets are stated at cost of construction less accumulated amortised amount and accumulated impairment losses, if any

Transition to Ind AS:

On transition to Ind AS, the Group has exercised the option under Para D5 of Ind AS 101, First Time Adoption of Indian Accounting Standards (Ind AS 101), and elected to measure certain land at fair value and as regards other items of property, plant and equipment, they were accounted for (retrospectively) as per Ind AS .

DEPRECIATION

Tangible Fixed Assets: Depreciation on all assets of the Group is charged on straight line method over the useful life of assets at the rates and in the manner provided in Schedule II of the Companies Act 2013 for the proportionate period of use during the year.

The Group depreciates its property, plant and equipment over the useful life in the manner prescribed in Schedule II to the Act, and management believe that useful life of assets are same as those prescribed in Schedule II to the Act.

The residual values are not more than 5% of the original cost of the asset.

Notes on financial statements for the year ended March 31, 2018

g) INTANGIBLE FIXED ASSETS

Intangible assets are amortized by straight line method over the estimated useful life of such assets. The useful life is estimated based on the evaluation of future economic benefits expected of such assets. The amortisation period and amortisation method are reviewed atleast at each financial year end. If the expected useful life of assets is significantly different from previous estimates, the amortisation period is changed accordingly.

Computer Software includes enterprise resource planning project and other cost relating to software which provides significant future economic benefits. These costs comprise of license fees and cost of system integration services.

Development expenditure qualifying as an intangible asset, if any, is capitalised, to be amortised over the economic life of the product / patent.

Intangible assets are stated at cost less accumulated amortization and impairment, if any. Intangible assets are amortized by straight line method over the estimated useful life of such assets.

The useful life is estimated based on the evaluation of future economic benefits expected of such assets. The amortisation period and amortisation method are reviewed at least at each financial year. If the expected useful life of assets is significantly different from previous estimates, the amortisation period is changed prospectively.

h) IMPAIRMENT OF ASSETS

The carrying amounts of assets are reviewed at each Balance Sheet date to assess if there is any indication of impairment based on internal / external factors. An impairment loss on such assessment will be recognised wherever the carrying amount of an asset exceeds its recoverable amount. The recoverable amount of the assets is net selling price or value in use, whichever is higher. While assessing value in use, the estimated future cash flows are discounted to the present value by using weighted average cost of capital. A previously recognised impairment loss is further provided or reversed depending on changes in the circumstances and to the extent that carrying amount of the assets does not exceed the carrying amount that would have been determined if no impairment loss had previously been recognised. An impairment loss is charged to the Income statement in the year in which an asset is identified as impaired. The impairment loss recognised in prior accounting period is reversed if there has been a change in the estimate of recoverable amount.

i) CASH AND CASH EQUIVALENTS

Cash and cash equivalents include cash in hand, cash in bank, cheques on hand, demand deposits with bank and other short-term (three months or less from the date of acquisition), highly liquid investments that are readily convertible into cash and which are subject to an insignificant risk of changes in value.

j) TRADE RECEIVABLE

Trade receivables are recognised as per Ind AS 18 "Revenue" and these assets are held at amortised cost.

k) TRADE AND OTHER PAYABLES

These amounts represent liabilities for goods and services provided to the group prior to the end of financial year which are unpaid. Trade and other payables are presented as current liabilities unless payment is not due within 12 months after the reporting period. They are recognised initially at their fair value and subsequently measured at amortised cost using the effective interest method.

l) INVENTORIES

Raw materials and components, packing materials, purchased finished goods, work-in-progress, finished goods manufactured, fuel, stores and spares other than specific spares for machinery are valued at cost or net realisable value whichever is lower. Cost of inventories is ascertained on the weighted average basis.

Work -in -Progress include the cost of purchase, appropriate share of cost of conversion and other overhead incurred in bringing the inventory to its present location and condition and measured at lower of cost or net realisable value

'Cost' comprises all costs of purchase, costs of conversion and other costs incurred in bringing the inventory to the present location and condition. Due allowances are made for slow moving and obsolete inventories based on estimates made by the Company.

Finished products are valued at lower of cost and net realisable value Cost is computed including Material, Labour and Overheads related to the manufacturing operations.

Notes on financial statements for the year ended March 31, 2018

Items such as spare parts, stand-by equipment and servicing equipment which is not property, plant and machinery gets classified as inventory.

m) FINANCIAL INSTRUMENTS

Classification

The Group classifies its financial assets in the following measurement categories:

- i) Those to be measured subsequently at fair value (either through Other Comprehensive Income, or through profit or loss)
- ii) Those to be measured at amortised cost

The classification depends upon the business model of the Group for managing financial assets and the contractual terms of the cash flows.

For assets measured at fair value, gains and losses will either be recorded in profit or loss or Other Comprehensive Income. For investments in debt instruments, this will depend on the business model in which the investment is held. For investments in equity instruments, this will depend on whether the Company has made an irrevocable election at the time of initial recognition to account for the equity investment at fair value through Other Comprehensive Income.

Initial recognition and measurement

The Group recognizes financial assets and financial liabilities when it becomes a party to the contractual provisions of the instrument. All financial assets and liabilities are recognized at fair value on initial recognition, except for trade receivables which are initially measured at transaction price. Transaction costs that are directly attributable to the acquisition or issue of financial assets and financial liabilities, that are not carried at fair value through profit or loss are added to the fair value on initial recognition. Transaction costs of financial assets carried at fair value through profit or loss are expensed in the Statement of Profit and Loss.

Subsequent measurement

After initial recognition, financial assets are measured at:

- i) Fair Value (either through Other Comprehensive Income (FVOCI) or through profit or loss (FVTPL) or
- ii) Amortised cost

Non-derivative financial instruments

- i) Financial assets carried at amortised cost

A financial asset is subsequently measured at amortised cost if it is held within a business model whose objective is to hold the asset in order to collect contractual cash flows and the contractual terms of the financial asset give rise on specified dates to cash flows that are solely payments of principal and interest on the principal amount outstanding, using the EIR method less impairment, if any, the amortisation of EIR and loss arising from impairment, if any is recognised in the Statement of Profit and Loss.

- ii) Financial assets at fair value through other comprehensive income (OCI)

A financial asset is subsequently measured at fair value through other comprehensive income if it is held within a business model whose objective is achieved by both collecting contractual cash flows and selling financial assets and the contractual terms of the financial asset give rise on specified dates to cash flows that are solely payments of principal and interest on the principal amount outstanding. Fair value movements are recognised in the OCI. The Group has made an irrevocable election for its investments which are classified as equity instruments to present the subsequent changes in fair value in other comprehensive income based on its business model. Further, in cases where the Group has made an irrevocable election based on its business model, for its investments which are classified as equity instruments, the subsequent changes in fair value are recognized in other comprehensive income. On de-recognition, cumulative gain or loss previously recognised in OCI is reclassified from the equity to 'other income' in the Statement of Profit and Loss.

- iii) Financial assets at fair value through profit or loss

A financial asset not classified as either amortised cost or FVOCI, is classified as FVTPL. Such financial assets are measured at fair value with all changes in fair value, including interest income and dividend income if any, recognised as 'other income' in the Statement of Profit and Loss.

Notes on financial statements for the year ended March 31, 2018

Financial liabilities

i) Classification as debt or equity

Financial liabilities and equity instruments issued by the Group are classified according to the substance of the contractual arrangements entered into and the definitions of a financial liability and an equity instrument.

ii) Initial recognition and measurement

Financial liabilities are recognised when the Group becomes a party to the contractual provisions of the instrument. Financial liabilities are initially measured at the fair value.

iii) Subsequent measurement

Financial liabilities are subsequently measured at amortised cost using the effective interest rate method. Financial liabilities carried at fair value through profit or loss are measured at fair value with all changes in fair value recognised in the Statement of Profit and Loss.

iv) De-recognition

A financial liability is de-recognised when the obligation specified in the contract is discharged, cancelled or expires.

Derivative financial instruments

The Group holds derivative financial instruments such as foreign exchange forward contracts to mitigate the risk of changes in exchange rates on foreign currency exposures. The counterparty for these contracts is generally a bank.

Derecognition of financial instruments

A financial asset is de-recognised only when

- i) The Group has transferred the rights to receive cash flows from the financial asset or
- ii) Retains the contractual rights to receive the cash flows of the financial asset, but assumes a contractual obligation to pay the cash flows to one or more recipients.

Where the entity has transferred an asset, the Group evaluates whether it has transferred substantially all risks and rewards of ownership of the financial asset. In such cases, the financial asset is de-recognised. Where the entity has not transferred substantially all risks and rewards of ownership of the financial asset, the financial asset is not de-recognised.

Where the Group has neither transferred a financial asset nor retains substantially all risks and rewards of ownership of the financial asset, the financial asset is de-recognised if the Group has not retained control of the financial asset. Where the Group retains control of the financial asset, the asset is continued to be recognised to the extent of continuing involvement in the financial asset.

Impairment

Financial assets

The Group recognizes loss allowance using the expected credit loss (ECL) model for the financial assets which are not fair valued through profit or loss. Loss allowance for trade receivables with no significant financing component is measured at an amount equal to lifetime ECL. For all other financial assets, ECLs are measured at an amount equal to 12-month ECL, unless there has been a significant increase in credit risk for initial recognition in which case those are measured at lifetime ECL. The amount of ECLs (or reversal) that is required to adjust the loss allowance at the reporting date to the amount that is required to be recognized is recognized as an impairment gain or loss in profit or loss.

Non financial assets

Intangible assets and property, plant and equipment are evaluated for recoverability whenever events or changes in circumstances indicate that their carrying amounts may not be recoverable. For the purpose of impairment testing, the recoverable amount (i.e. the higher of the fair value less cost to sell and the value-in-use) is determined on an individual asset basis unless the asset does not generate cash flows that are largely independent of those from other assets. In such cases, the recoverable amount is determined for the Cash Generating Unit (CGU) to which the asset belongs.

If such assets are considered to be impaired, the impairment to be recognized in the Statement of Profit and Loss is measured by the amount by which the carrying value of the assets exceeds the estimated recoverable amount of the asset. An

Notes on financial statements for the year ended March 31, 2018

impairment loss is reversed in the statement of profit and loss if there has been a change in the estimates used to determine the recoverable amount. The carrying amount of the asset is increased to its revised recoverable amount, provided that this amount does not exceed the carrying amount that would have been determined (net of any accumulated amortization or depreciation) had no impairment loss been recognized for the asset in prior years.

n) OFFSETTING FINANCIAL INSTRUMENTS

Financial assets and liabilities are offset and the net amount is reported in the Balance Sheet where there is a legally enforceable right to offset the recognised amounts and there is an intention to settle on a net basis or realise the asset and settle the liability simultaneously. The legally enforceable right must not be contingent on future events and must be enforceable in the normal course of business and in the event of default, insolvency or bankruptcy of the Group or the counterparty.

o) BORROWING COSTS

General and specific borrowing costs that are directly attributable to the acquisition, construction or production of a qualifying asset are capitalised during the period of time that is required to complete and prepare the asset for its intended use or sale. Qualifying assets are assets that necessarily take a substantial period of time to get ready for their intended use or sale. Investment income earned on the temporary investment of specific borrowings pending their expenditure on qualifying assets is deducted from the borrowing costs eligible for capitalisation. Other borrowing costs are expensed in the period in which they are incurred.

p) PROVISIONS AND CONTINGENT LIABILITIES

Provisions are recognised when the Group has a present legal or constructive obligation as a result of past events, it is probable that an outflow of resources will be required to settle the obligation and the amount can be reliably estimated. These are reviewed at each year end and reflect the best current estimate. Provisions are not recognised for future operating losses.

Where there are a number of similar obligations, the likelihood that an outflow will be required in settlement is determined by considering the class of obligations as a whole. A provision is recognised even if the likelihood of an outflow with respect to any one item included in the same class of obligations may be small.

Provision for Product related warranty costs is based on the claims received upto the year end as well as the management estimates of further liability to be incurred in this regard during the warranty period, computed on the basis of past trend of such claims.

Provisions are measured at the present value of Management's best estimate of the expenditure required to settle the present obligation at the end of the reporting period. The discount rate used to determine the present value is a pre-tax rate that reflects current market assessments of the time value of money and the risks specific to the liability. The increase in the provision due to the passage of time is recognised as interest expense.

Contingent liabilities are disclosed when there is a possible obligation arising from past events, the existence of which will be confirmed only by the occurrence or non-occurrence of one or more uncertain future events not wholly within the control of the Company or a present obligation that arises from past events where it is either not probable that an outflow of resources will be required to settle the obligation or a reliable estimate of the amount cannot be made.

q) EMPLOYEE BENEFITS

Short Term Employee Benefits

All Employee benefits payable wholly within twelve months of rendering the service are classified as short-term employee benefits and they are recognized in the period in which employee renders the related service except leave encashment.

Other Long-Term Employee Benefits

Compensated absences which are not expected to occur within twelve months after the end of the period in which the employee renders the related services are recognised as a liability at the present value of the defined benefit obligation at the Balance Sheet date, determined based on actuarial valuation using Projected Unit Credit Method. The discount rates used for determining the present value of the obligation under defined benefit plan, are based on the market yields on Government Securities as at the Balance Sheet date.

Notes on financial statements for the year ended March 31, 2018

Defined Contribution Plans

Defined contribution fund are government administered provident fund scheme, employee state insurance scheme for all employees. Group also contributes towards a Superannuation fund administered by the Employees Welfare trust. This scheme is funded with an insurance company in the form of a qualifying insurance policy and other permissible securities. The Group's contribution to defined contribution plans are recognized in the Statement of Profit and Loss in the financial year to which they relate.

Defined Benefit Gratuity Plan

The Group's gratuity benefit scheme is a defined benefit retirement plan covering eligible employees. The Group's net obligation in respect of the gratuity benefit scheme is calculated by estimating the amount of future benefit that employees have earned in return for their service in the current and prior periods; that benefit is discounted to determine its present value and the fair value of any plan assets is deducted.

The present value of the obligation under such defined benefit plan is determined based on actuarial valuation using the Projected Unit Credit Method.

The obligation is measured at the present value of the estimated future cash flows. The discount rates used for determining the present value of the obligation under defined benefit plan, are based on the market yields on Government Securities as at the Balance Sheet date.

Actuarial gains and losses are recognised immediately in the balance sheet with a corresponding debit or credit to retained earnings through other comprehensive income in the period in which they occur. Past service cost is recognised in the statement of profit and loss in the period of plan amendment.

r) EARNINGS PER SHARE

Basic earnings per share are computed by dividing the net profit attributable to the equity holders of the Group by the weighted average number of equity shares outstanding during the period. Diluted earnings per share are computed by dividing net profit net profit attributable to the equity holders of the Group by the weighted average number of equity shares considered for deriving basic earnings per share and also the weighted average number of equity shares that could have been issued upon conversion of all dilutive potential equity shares unless the results would be anti - dilutive. The dilutive potential equity shares are adjusted for the proceeds receivable had the equity shares been actually issued at fair value (i.e. the average market value of the outstanding equity shares). Dilutive potential equity shares are deemed converted as of the beginning of the period, unless issued at a later date. Dilutive potential equity shares are determined independently for each period presented.

s) EXCEPTIONAL ITEMS

Certain occasions, the size, type or incidence of an item of income or expense, pertaining to the ordinary activities of the Group is such that its disclosure improves the understanding of the performance of the Group, such income or expense is classified as an exceptional item and accordingly, disclosed in the notes accompanying to the financial statements.

t) FAIR VALUE MEASUREMENT

In determining the fair value of its financial instruments, the Group uses a variety of methods and assumptions that are based on market conditions and risks existing at each reporting date. The methods used to determine fair value include discounted cash flow analysis, available quoted market prices and dealer quotes. All methods of assessing fair value result in general approximation of value, and such value may never actually be realized.

u) STATEMENT OF CASH FLOW

Cash flows are reported using the indirect method, whereby profit for the period is adjusted for the effects of transactions of a non-cash nature, any deferrals or accruals of past or future operating cash receipts or payments and item of income or expenses associated with investing or financing cash flows. The cash flows from operating, investing and financing activities of the Group are segregated.

v) DIVIDENDS

The final dividend on shares is recorded as a liability on the date of approval by shareholders, and interim dividends are recorded as a liability on the date of declaration by the Group's Board of Directors.

Notes on financial statements for the year ended March 31, 2018

w) RESEARCH AND DEVELOPMENT EXPENDITURE

Research expenditure on research and development is charged to profit and loss in the year in which it is incurred. Capital expenditure on research and development is included in additions to property, plant and equipment under appropriate heads.

x) OTHER INCOME

Other income is comprised primarily of interest income, dividend income, gain / loss on investments and exchange gain / loss on forward and options contracts and on translation of other assets and liabilities. Interest income is recognized using the effective interest rate method on accrual basis. Dividend income is recognized when right to receive payment is established.

CRITICAL ESTIMATES AND JUDGEMENTS

Preparation of the Consolidated Financial Statements requires use of accounting estimates which, by definition, will seldom equal the actual results. This Note provides an overview of the areas that involved a higher degree of judgements or complexity, and of items which are more likely to be materially adjusted due to estimates and assumptions turning out to be different than those originally assessed. Detailed information about each of these estimates and judgements is included in relevant notes together with information about the basis of calculation for each affected line item in the Consolidated Financial Statements. Difference between the actual results and estimates are recognised in the period in which the results are known.

The areas involving critical estimates or judgements are:

- Estimation of useful life of tangible assets: Note (f)

Estimates and judgements are continually evaluated. They are based on historical experience and other factors, including expectations of future events that may have a financial impact on the Group and that are believed to be reasonable under the circumstances.

Notes on financial statements for the year ended March 31, 2018

(All amounts are in ₹ Lakhs unless otherwise stated)

Note 1: Property, Plant & Equipment

Particulars	Freehold land	Land under improvement	Land' Under finance lease	Buildings	Plant, Machinery & Equipment	Computers	Other Equipments	Furniture & fittings	Vehicles	Research and Development			Total
										Gauges & Instruments	Computers	Prototype Machine	
Gross Block													
As at April 01, 2016	101.89	83.60	7,407.00	4,171.85	12,049.33	699.12	876.39	498.70	443.45	42.10	28.92	549.92	26,952.27
Additions	-	-	-	-	88.65	20.75	2.39	5.63	39.87	-	15.19	35.70	208.18
Disposals	-	48.34	-	49.99	1,124.98	18.90	37.94	115.09	4.40	-	0.87	-	1,400.51
Exchange difference	1.96	0.79	-	43.66	35.33	9.29	12.78	0.30	1.27	-	-	-	105.38
As at March 31, 2017	99.93	34.47	7,407.00	4,078.20	10,977.67	691.68	828.06	388.94	477.65	42.10	43.24	585.62	25,654.56
Additions	-	-	-	5.88	31.90	7.37	-	0.02	46.20	-	-	-	91.37
Disposals	-	-	-	376.58	2,054.05	409.90	567.52	13.52	88.63	-	1.11	-	3,511.30
Exchange difference	0.27	0.11	-	4.81	-	-	-	-	-	-	-	-	5.20
Assets held for sale (Refer Note 13)	85.51	34.58	-	1,522.70	-	-	-	-	-	-	-	-	1,642.79
As at March 31, 2018	14.69	-	7,407.00	2,189.61	8,955.52	289.15	260.54	375.44	435.22	42.10	42.13	585.62	20,597.04
Depreciation / Amortisation													
As at April 01, 2016	-	36.21	-	1,682.27	10,347.03	654.46	832.58	439.19	220.42	38.54	25.82	410.39	14,686.91
Charge for the year	-	0.82	-	119.62	431.09	19.13	14.70	19.65	53.84	0.57	3.27	14.47	677.16
Disposals	-	13.39	-	14.02	1,084.59	18.60	37.02	112.40	4.20	-	0.87	-	1,285.09
Exchange difference	-	0.54	-	18.48	34.54	9.15	12.78	0.30	0.64	-	-	-	76.43
As at March 31, 2017	-	23.10	-	1,769.39	9,658.99	645.84	797.48	346.14	269.42	39.11	28.22	424.86	14,002.55
Charge for the year *	-	0.79	-	87.62	344.63	17.20	6.26	14.09	51.18	0.57	5.36	16.63	544.33
Disposals	-	-	-	1.77	1,995.07	405.62	567.09	13.48	55.64	-	1.11	-	3,039.78
Exchange difference	-	0.08	-	2.74	-	-	-	-	-	-	-	-	2.82
Assets held for sale (Refer Note 13)	-	23.96	-	809.02	-	-	-	-	-	-	-	-	832.98
As at March 31, 2018	-	-	-	1,048.96	8,008.55	257.42	236.65	346.75	264.96	39.68	32.47	441.48	10,676.94
Net Block													
As at March 31, 2017	99.93	11.37	7,407.00	2,308.81	1,318.68	45.84	30.58	42.80	208.23	2.99	15.02	160.76	11,652.01
As at March 31, 2018	14.69	-	7,407.00	1,140.65	946.97	31.73	23.89	28.69	170.26	2.42	9.66	144.14	9,920.10

¹ Land under finance lease has been revalued on the date of transition and the fair value is considered as the deemed cost per para D5 of Ind AS 101. Rest all items of Property, Plant and Equipment have been accounted as per Ind AS.

Except the office premises in Ahmedabad, all the items of Property, Plant & Equipment are hypothecated to bank for availing credit facilities.

* Depreciation for the year as per Note 1 is ₹ 544.33 Lakhs, however as per statement of profit and loss it is ₹ 508.98 Lakhs. The difference is on account of depreciation from discontinued operations adjusted under profit / (loss) from discontinued operations before tax.

Notes on financial statement for the year ended March 31, 2018

(All amounts are in ₹ Lakhs unless otherwise stated)

Note 1A: Intangible assets

Particulars	Technical Documentation & Know How	Computer Software	R & D Software	Total
Gross Block				
As at April 01, 2016	129.82	47.59	16.39	193.80
Additions	-	3.18	-	3.18
Disposals	-	5.85	0.16	6.01
As at March 31, 2017	129.82	44.92	16.23	190.97
Additions	33.62	-	-	33.62
Disposals	-	-	-	-
As at March 31, 2018	163.44	44.92	16.23	224.59
Depreciation / Amortization				
As at April 01, 2016	-	-	-	-
Charge for the year	4.57	11.27	7.07	22.90
Disposals	-	2.90	0.16	3.06
As at March 31, 2017	4.57	8.37	6.91	19.84
Charge for the year	5.93	10.57	3.21	19.71
Disposals	-	-	-	-
As at March 31, 2018	10.50	18.94	10.12	39.55
Net Block				
As at March 31, 2017	125.25	36.55	9.32	171.12
As at March 31, 2018	152.94	25.98	6.11	185.03

In case of Intangible assets, the previous GAAP carrying value figures have been considered as deemed cost on the date of transition.

Note 1B: Capital Work In Process

Particulars	Capital work in process
Capital Work in Process	
Cost	
As at April 01, 2016	-
Additions	46.20
Disposals / Capitalised	-
As at March 31, 2017	46.20
Additions	-
Disposals / Capitalised	46.20
As at March 31, 2018	-

OTHER CONSOLIDATED NOTES

(All amounts are in ₹ Lakhs unless otherwise stated)

2 Goodwill on Consolidation

Particulars	As at 31st March, 2018	As at 31st March, 2017	As at 1st April, 2016
Goodwill on Consolidation	6,331.38	6,331.38	6,331.38
Less - Provision for diminution in value of Goodwill arising out of Investment in Manugraph Americas Inc.	(6,159.22)	(6,159.22)	(6,000.00)
Total	172.16	172.16	331.38

- a) Goodwill on Consolidation amounting to ₹ 6331.38 Lakhs has arisen on consolidation between the Company and Manugraph Americas Inc. ₹ 6159.22 Lakhs and between the Company and Constrad Agencies (Bombay) Private Limited ₹ 172.16 Lakhs. This Goodwill represents difference between the cost to Company of its Investment in the Subsidiary Companies and the Equity Value on the date of acquisition.
- b) Pursuant to the court monitored liquidation proceedings of Manugraph Americas Inc., the Company has reassessed the impairment of investment in Manugraph Americas Inc. Based on the reassessment of the residual value to equity holders, the Company has made a further provision of ₹ 1,500 Lakhs (PY ₹ 4,500 Lakhs) during the current year resulting in aggregate provision of ₹ 12,000 Lakhs in its standalone financial statements based on valuation report indicating the equity value of Manugraph Americas Inc. The amount in excess of Goodwill on consolidation has been reversed in the consolidated financial statements as these statements incorporate the accumulated losses of the subsidiary.

3 Non-Current Investments

Particulars	As at 31st March, 2018	As at 31st March, 2017	As at 1st April, 2016
	Nos.	Nos.	Nos.
a) Investment in equity instruments of Other Company measured at FVTPL			
Manugraph Securities and Finance Private Limited (unquoted)	-	-	250
Shree Warna Sahakari Bank Limited (Unquoted) (shares of ₹ 25/- each)	2000	2000	2000
Sub-total (a)	0.50	0.50	0.53
b) Investment in Government securities at amortised cost (unquoted)			
6 years National Savings Certificates - VIII issue	-	-	0.10
Sub-total (b)	-	-	0.10
Total (a+b)	0.50	0.50	0.63

Particulars	As at 31st March, 2018	As at 31st March, 2017	As at 1st April, 2016
a) Aggregate of quoted investments			
- Cost	-	-	-
- Market Value	-	-	-
Aggregate of unquoted investments	0.50	0.50	0.63

- i The Manugraph Securities and Finance Private Limited has been struck off from the records of MCA and accordingly the investment has been written off on DOT.
- ii 6 years National Savings Certificates - VIII Issue have been written off on DOT.

OTHER CONSOLIDATED NOTES

(All amounts are in ₹ Lakhs unless otherwise stated)

- iii The fair value of equity shares of Shree Warna Sahakari Bank Limited are considered equal to cost in the absence of information to determine fair value. The Company received dividend approximately @ 10% of its investment and therefore considers the fair value equal to the cost. The amount in any case is not material.

4 Loans

(Unsecured considered good unless otherwise stated)

Particulars	As at 31st March, 2018		As at 31st March, 2017		As at 1st April, 2016	
	Non-current	Current	Non-current	Current	Non-current	Current
Staff loans	365.74	141.27	414.92	147.40	433.81	145.83
Total	365.74	141.27	414.92	147.40	433.82	145.83

5 Other Financial Assets

Particulars	As at 31st March, 2018		As at 31st March, 2017		As at 1st April, 2016	
	Non-current	Current	Non-current	Current	Non-current	Current
Sundry deposits, measured at amortised cost	48.41	-	48.77	22.15	48.22	13.40
Interest accrued on bank deposits	-	2.77	-	19.47	-	9.42
Other receivables	0.55	17.97	0.55	11.32	0.55	50.62
Total	48.96	20.74	49.32	52.94	48.77	73.44

6 Deferred Tax Asset / (Liability)

Particulars	As at 31st March, 2018		As at 31st March, 2017		As at 1st April, 2016	
Deferred tax liability on account of						
Book base and tax base of PPE	1,690.74		1,758.62		1,780.08	
Unrealised gain on current investments	78.93	1,769.67	3.18	1,761.80	4.28	1,784.36
Deferred tax Assets on account of						
Tax Disallowances	391.31		576.89		701.46	
Difference between cost and fair value of loan to subsidiary	-	391.31	0.15	577.04	0.24	701.70
Arising out of accumulated carry forward losses (foreign subsidiary)		-		304.98		3,892.00
Net deferred tax asset/(Liability)		(1,378.36)		(879.78)		2,809.34

OTHER CONSOLIDATED NOTES

(All amounts are in ₹ Lakhs unless otherwise stated)

7 Other Assets

(Unsecured considered good unless otherwise stated)

Particulars	As at 31st March, 2018		As at 31st March, 2017		As at 1st April, 2016	
	Non-current	Current	Non-current	Current	Non-current	Current
Vat refund receivable	1,584.01	-	1,948.93	-	2,323.71	-
Balance with Revenue Authorities	19.47	484.28	20.15	99.72	26.48	186.57
Advances for expenses	5.56	91.56	3.45	117.59	2.87	130.42
Advance to suppliers	-	498.15	-	59.14	-	76.28
Export incentive receivables	-	35.70	-	-	-	43.15
Capital advance	-	-	193.97	-	13.86	-
MEIS License in hand	-	6.34	-	3.01	-	21.96
Other receivables	-	-	20.10	-	20.56	62.57
Taxes paid net of provisions	1,198.46	-	1,165.84	-	1,212.99	-
Total	2,807.50	1,116.03	3,352.44	279.46	3,600.47	520.95

8 Inventories

Particulars	As at 31st March, 2018		As at 31st March, 2017		As at 31st March, 2016	
Raw Material						
- In hand	2,011.31		1,910.53		2,181.38	
- In transit	13.35	2,024.66	0.45	1,910.98	12.80	2,194.18
Work In Progress		3,499.29		2,093.95		4,229.90
Finished Goods		80.25		80.00		330.59
Stores & Spares		117.90		91.67		101.05
Loose Tools (Consumable)		74.63		65.28		63.70
Manufactured components		2,103.47		1,794.83		1,941.45
Total		7,900.20		6,036.71		8,860.87

All the above inventories are hypothecated to the lenders as security towards working capital facilities.

The disclosure of inventories recognised as an expense in accordance with paragraph 36 of Ind AS 2 is as follows:

Particulars	As at 31st March, 2018	As at 1st April, 2017
(i) Amount of inventories recognised as an expense during the period.	11,326.72	15,549.73
(ii) Amount of write - down of inventories recognised as an expense during the period.	26.11	-
Total	11,352.83	15,549.73

OTHER CONSOLIDATED NOTES

(All amounts are in ₹ Lakhs unless otherwise stated)

9 Current Investments

Particulars	As at 31st March, 2018		As at 31st March, 2017		As at 1st April, 2016	
	Nos.		Nos.		Nos.	
Investments in Mutual Funds (Quoted)						
Investments at fair value through P&L (fully paid)						
SBI Premier Liquid Fund - Regular Plan	-	-	-	-	12,680	301.30
UTI Treasury Advantage Fund - Inst. Plan	-	-	-	-	24,340	502.41
HDFC Floating Rate Income Fund - STP	-	-	-	-	1,543,722	402.04
Kotak Floater Short term - Direct - Growth	-	-	37,500	1,001.01	-	-
ICICI Pru. Liquid Plan - Direct - Growth	-	-	416,152	1,001.75	-	-
Birla Sun Life Cash Plus - Growth	-	-	307,592	801.32	-	-
Birla Sun Life Cash Plus - Growth - Direct	-	-	268,328	701.16	-	-
HDFC Liquid Fund - Regular Plan - Growth	-	-	31,306	1,001.69	-	-
SBI Treasury Advantage Fund - Growth	27,161	537.32	27,161	501.72	-	-
Tata Liquid Fund - Regular Plan - Growth	-	-	33,478	1,000.97	-	-
HDFC Short Term Opportunities Fund - Growth	-	-	-	-	1,821,328	300.88
Tata Short Term Bond Fund - Growth	-	-	-	-	1,782,665	502.02
Birla Sun Life Saving Fund Regular - Growth	249,430	852.82	-	-	274,627	804.28
Birla Sun Life Saving Fund Direct - Growth	217,221	747.08	-	-	-	-
ICICI Pru. Flexible Income Plan - Growth	318,051	1,065.13	-	-	-	-
Kotak Low Duration Fund Direct - Growth	24,441	535.48	-	-	-	-
Franklin India Low Duration Fund - Growth	2,550,227	509.42	-	-	-	-
ICICI Pru. Regular Saving Fund - Growth	2,737,356	508.18	-	-	-	-
Total	6,123,887	4,755.43	1,121,517	6,009.62	5,459,362	2,812.93

OTHER CONSOLIDATED NOTES

(All amounts are in ₹ Lakhs unless otherwise stated)

Particulars	As at 31st March, 2018	As at 31st March, 2017	As at 1st April, 2016
a) Aggregate of quoted investments			
- Book Value	4,755.43	6,009.62	2,812.93
- Market Value	4,755.43	6,009.62	2,812.93
b) Aggregate of unquoted investments	-	-	-

10 Trade receivables - Current

Particulars	As at 31st March, 2018	As at 31st March, 2017	As at 1st April, 2016
(Unsecured, at amortised cost)			
Considered good			
Related Parties (refer note 34)	232.73	3.99	1,308.64
Others	1,562.66	924.44	1,709.02
	1,795.39	928.43	3,017.66
Considered doubtful	-	167.09	165.58
	1,795.39	1,095.52	3,183.24
Less: Expected Credit Loss Provision	-	167.09	165.58
	1,795.39	928.43	3,017.66
Total	1,795.39	928.43	3,017.66

11 Cash and cash equivalents

Particulars	As at 31st March, 2018	As at 31st March, 2017	As at 1st April, 2016
i) Balances with bank			
With scheduled banks	624.72	418.19	279.20
In current accounts	-	514.79	862.92
In cash credit accounts	624.72	932.98	1,142.12
ii) Funds in transit	-	-	22.82
iii) Cash on hand	13.04	9.94	15.92
Total	637.76	942.92	1,180.86

OTHER CONSOLIDATED NOTES

(All amounts are in ₹ Lakhs unless otherwise stated)

12 Bank balances other than cash & cash equivalents

Particulars	As at 31st March, 2018	As at 31st March, 2017	As at 1st April, 2016
Other Bank Balances			
In fixed deposit accounts (as margin money)	15.26	960.26	961.31
In unclaimed dividend accounts	40.75	42.74	46.27
Total	56.01	1,003.00	1,007.58

13 Non-Current assets held for sale

Particulars	As at 31st March, 2018	As at 31st March, 2017	As at 1st April, 2016
Lease-hold land	-	-	7.64
Free-hold land	85.51	-	-
Land Improvements	10.62	-	-
Buildings	713.68	-	26.36
Furniture and fixtures	-	-	0.71
Other non-current assets	20.16	-	-
Total	829.97	-	34.70

- a) As at March 31, 2018, the non-current assets held for sale relates to the assets of Manugraph Americas Inc., the subsidiary which is under court monitored liquidation.
- b) As at April 01, 2016, the property of the plant in Unit III which was decided to be disposed off is shown as non-current asset held for sale.

14 Equity Share Capital

Particulars	As at 31st March, 2018 No.	As at 31st March, 2017 No.	As at 1st April, 2016 No.
Authorised Capital:			
Equity shares of ₹ 2 each	98,500,000 1,970.00	98,500,000 1,970.00	98,500,000 1,970.00
Preference shares of ₹100 each	10,000 10.00	10,000 10.00	10,000 10.00
Unclassified shares of ₹100 each	20,000 20.00	20,000 20.00	20,000 20.00
Redeemable preference shares of ₹100 each	350,000 350.00	350,000 350.00	350,000 350.00
Total	2,350.00	2,350.00	2,350.00

Particulars	As at 31st March, 2018 No.	As at 31st March, 2017 No.	As at 1st April, 2016 No.
Issued, Subscribed And Paid up Capital:			
Equity shares of ₹ 2 each	30,415,061 608.30	30,415,061 608.30	30,415,061 608.30
Total	608.30	608.30	608.30

- a) The Company has not issued any bonus shares during the last five years.

OTHER CONSOLIDATED NOTES

(All amounts are in ₹ Lakhs unless otherwise stated)

b) Details of Shareholding in excess of 5%

Name of Shareholder	As at 31st March, 2018		As at 31st March, 2017		As at 1st April, 2016	
	No. of shares held	%	No. of shares held	%	No. of shares held	%
Multigraph Machinery Co. Ltd.	5,935,027	19.51	5,955,027	19.58	5,955,027	19.58
Sanat Manilal Shah	1,484,709	4.88	1,484,709	4.88	2,491,209	8.19
Pradeep Sanat Shah	1,765,721	5.81	1,765,721	5.81	1,765,721	5.81
Santsu Finance & Investment Pvt. Ltd.	2,537,000	8.34	2,537,000	8.34	1,905,500	6.26
Manu Enterprises Ltd.	2,316,500	7.62	2,316,500	7.62	1,941,500	6.38
Reliance Capital Trustee Co. Ltd.	-	-	-	-	1,709,978	5.62
Total	14,038,957	46.16	14,058,957	46.23	15,768,935	51.84

c) Reconciliation of the equity shares outstanding at the beginning and at the end of the year.

Particulars	As at 31st March, 2018		As at 31st March, 2017		As at 1st April, 2016	
	No.		No.		No.	
Issued, Subscribed And Paid up Capital:						
At the beginning of the year	30,415,061	608.30	30,415,061	608.30	30,415,061	608.30
Issued during the period	-	-	-	-	-	-
Outstanding at the end of the year	30,415,061	608.30	30,415,061	608.30	30,415,061	608.30

- d) The Company has only one class of shares issued and paid-up capital referred to as equity shares having a par value of ₹ 2 per share. Each holder of equity shares is entitled to one vote per share.
- e) In the event of liquidation of the company, the holders of equity shares will be entitled to receive remaining assets of the company, after payment of all external liabilities. The distribution will be in proportion to the number of equity shares held by the shareholders.

15 Other Equity

Particulars	As at 31st March, 2018	As at 31st March, 2017	As at 1st April, 2016
i) Capital Reserve	72.00	72.00	72.00
ii) Capital Reserve - On Amalgamation	128.00	128.00	128.00
iii) Capital Redemption Reserve	110.58	110.58	110.58
iv) Securities Premium Account	2,145.06	2,145.06	2,145.06
v) General Reserve	9,225.00	9,225.00	9,225.00
vi) Retained earnings			
Balance at the beginning of the year	10,088.53	13,993.15	7,494.69
Profit for the period	(1,401.70)	(3,537.38)	(908.54)

OTHER CONSOLIDATED NOTES

(All amounts are in ₹ Lakhs unless otherwise stated)

Particulars	As at 31st March, 2018	As at 31st March, 2017	As at 1st April, 2016
Dividend	(152.08)	(304.15)	-
Tax on Dividend	(30.96)	(61.93)	-
Revaluation of PPE	-	-	7,407.00
Actuarial gain/(loss) on gratuity (Net of tax thereon)	139.35	(1.16)	-
Balance at the end of the year	8,643.14	10,088.53	13,993.15
vii) Other Comprehensive Income (OCI)			
Foreign currency translation reserve:			
Balance at the beginning of the year	(8.08)	-	-
Profit for the period	0.38	(8.08)	-
Balance at the end of the year	(7.70)	(8.08)	-
Total Other Equity	20,316.08	21,761.08	25,673.79

- The General Reserve has been created in accordance with the requirements of the Companies (Transfer of Profit to Reserve) Rules, 1975.
- Securities premium is used to record the premium on issue of shares. The reserve will be utilised in accordance with the provisions of the Act.
- The Board of Directors at their meeting held on May 24, 2018 has recommended dividend at ₹ 0.60 per equity share which is subject to shareholders approval at the Annual General meeting. The total payment on this account, on approval by the members, would be ₹ 220.68 lacs including dividend tax thereon.

16 Borrowings

Particulars	As at 31st March, 2018		As at 31st March, 2017		As at 1st April, 2016	
	Non-current	Current	Non-current	Current	Non-current	Current
Secured Loans:						
Loan from Bank						
Cash credit account with						
State Bank of India	-	252.10	-	-	-	-
PNC Bank - WCDL	-	-	-	601.63	-	1,007.72
PNC Bank - Overdraft	-	-	-	30.75	-	10.60
Loan from Financial Institution						
Vehicle Loan	-	-	18.58	-	25.53	-
Total borrowings	-	252.10	18.58	632.38	25.53	1,018.32

Secured by hypothecation of stock-in-trade, stores, book-debts and other receivables and second charge on the company's moveable and immoveable properties.

The lines of credit are secured by substantially all of the assets of Manugraph Americas Inc. The lines of credit are also secured by the first priority perfected lien on the real property of Manugraph Americas Inc. and letter of credit USD 3.25 million (₹ 2107.25 Lakhs) issued by the Bankers of the Parent Company.

OTHER CONSOLIDATED NOTES

(All amounts are in ₹ Lakhs unless otherwise stated)

The company's moveable and immovable properties are given as first charge to its bankers, State Bank of India, for guarantee given by them to the Bankers of its foreign subsidiary (Manugraph Americas Inc.), for credit facility availed by the said subsidiary.

The Vehicle loan taken is secured by collateral security of vehicles. It is to be repaid in a period of 5 years and the same is interest free loan.

Reconciliation of liabilities arising from financing activities

March 31, 2018	Opening balance	Cash flows	Non cash changes	Closing balance
Short term secured borrowings	632.38	(380.28)	-	252.10
Long term secured borrowings	18.58	(18.58)	-	-
Total liabilities from financing activities	632.38	(380.28)	-	252.10

March 31, 2017	Opening balance	Cash flows	Non cash changes	Closing balance
Short term secured borrowings	1,018.32	(385.94)	-	632.38
Long term secured borrowings	25.53	(6.95)	-	18.58
Total liabilities from financing activities	1,018.32	(385.94)	-	632.38

April 1, 2016	Opening balance	Cash flows	Non cash changes	Closing balance
Short term secured borrowings	-	1,018.32	-	1,018.32
Long term secured borrowings	-	25.53	-	25.53
Total liabilities from financing activities	-	1,018.32	-	1,018.32

17 Other Financial Liabilities

Particulars	As at 31st March, 2018		As at 31st March, 2017		As at 1st April, 2016	
	Non-current	Current	Non-current	Current	Non-current	Current
Current Maturities of Non-Current Loan						
Current Maturities of Non-Current Loan	-	-	-	6.37	-	6.52
Others						
Unclaimed dividends	-	40.75	-	42.74	-	46.27
Interest accrued but not due	-	-	-	1.96	-	3.27
Other Liabilities	-	436.14	1.32	906.25	1.32	471.58
Payable for capital goods	-	4.27	-	0.32	-	9.42
Security Deposits	5.73	-	6.74	-	6.48	-
Total	5.73	481.16	8.05	957.64	7.80	537.06

OTHER CONSOLIDATED NOTES

(All amounts are in ₹ Lakhs unless otherwise stated)

18 Provisions

Particulars	As at 31st March, 2018		As at 31st March, 2017		As at 1st April, 2016	
	Non-current	Current	Non-current	Current	Non-current	Current
For employees benefits						
Provision for earned leave wages	319.14	56.70	358.49	63.83	310.46	51.80
Provision for Gratuity	-	767.34	-	816.56	-	951.56
Others						
Provision for Warranty	-	169.74	-	205.00	-	236.98
Total	319.14	993.78	358.49	1,085.39	310.46	1,240.34

a. The disclosure of provisions movement as required by Ind AS 37 is as follows:-

Particulars	Opening Balance	Additions during the year	Amt. Paid / Reversed during the year	Closing Balance
Warranty Expenses	205.00	63.16	98.42	169.74
(Previous year 2016-17)	236.98	130.76	162.74	205.00
Previous year 2015-16)	171.19	151.23	85.44	236.98

b. Disclosure in accordance with Ind AS – 19 “Employee Benefits”, of the Companies (Indian Accounting Standards) Rules, 2015.

Gratuity

The company provides gratuity to all employees. The benefit is in the form of lumpsum payments to vested employees on resignation, retirement, death while in employment or on termination of employment of an amount equivalent to 15 days basic salary and dearness allowance for each completed year of service. Vesting occurs upon completion of five years of service. The company makes annual contributions to fund administered by trustees and managed by Life Insurance Corporation of India, for amounts notified by it. The gratuity benefit is a defined benefit plan.

This disclosure is only in respect of the Parent Company. Data of subsidiaries is not available. However the liability is not material.

Particulars	As at 31st March, 2018	As at 1st April, 2017
Expense recognised in Statement of Profit & Loss		
Current Service cost	97.57	93.91
Interest expense	194.47	173.72
Expected Return on Plan Assets	(133.64)	(106.03)
Past Service Cost	85.22	105.87
Total	243.63	267.47
Expense recognised in Other Comprehensive Income		
Return on plan assets (Greater)/Less than Discount Rate	-	-
Actuarial (Gain)/Loss due to Experience on DBO	(139.35)	1.74
Total	(139.35)	1.74

OTHER CONSOLIDATED NOTES

(All amounts are in ₹ Lakhs unless otherwise stated)

Particulars	As at 31st March, 2018	As at 1st April, 2017
Present value of funded defined benefit obligation		
Fair value of Plan assets	1,927.89	1,762.57
Funded Status	2,695.22	2,579.13
Net defined benefit (Asset) / Liability	(767.33)	(816.56)
Movements in present value of defined benefit obligation		
Present value of defined benefit obligation at the beginning of the year	2,579.13	2,296.82
Current Service Cost	97.57	93.91
Interest Cost	194.47	173.72
Past Service Cost	85.22	105.87
Actuarial (Gain)/Loss	(148.76)	20.45
Benefits paid from the fund	(112.41)	(111.64)
Present value of defined benefit obligation at the end of the year	2,695.22	2,579.13
Movements in fair value of the plan assets are as follows		
Opening fair value of plan assets	1,762.57	1,345.26
Expected returns on Plan Assets	133.64	106.03
Remeasurement (Gains)/Losses:		
Actuarial (Gain)/Loss on Plan assets	(9.41)	18.71
Contribution from Employer	153.50	404.21
Benefits paid	(112.41)	(111.64)
Benefit paid but pending claim	-	-
Closing fair value of the plan asset	1,927.89	1,762.57
Remeasurement effect recognised on Other Comprehensive Income		
Actuarial (Gain)/Loss arising from experience adjustments	(148.76)	20.45
Actuarial (Gain)/Loss on Plan assets	(9.41)	18.71
Total Actuarial (Gain)/Loss included in OCI	(139.35)	1.74

OTHER CONSOLIDATED NOTES

(All amounts are in ₹ Lakhs unless otherwise stated)

The principal assumptions used as at the balance sheet date are used for purpose of actuarial valuations were as follows:

Particulars	As at 31st March, 2018	As at 1st April, 2017
Break-up of Plan Assets		
Category of assets as at the end of the year		
Insurer Managed Funds	100%	100%
(Fund is Managed by LIC as per IRDA guidelines, category-wise composition of the plan assets is not available.)		
Assumptions		
Discount rate	7.60%	7.95%
Salary escalation rate (annual)	4.00%	4.00%
Demographic Assumptions		
Mortality Rate	Indian Asurred Lives Mortality (2006-08) Ultimate	
Withdrawal Rate	2.00%	2.00%
Retirement age	60	60

The rate used to discount post-employment benefit obligations is determined by reference to market yields at the end of the reporting period on government bonds.

Significant actuarial assumptions for the determination of the defined obligation are discount rate, expected salary increase and mortality.

The sensitivity analyses below have been determined based on reasonably possible changes of the respective assumptions occurring at the end of reporting period, while holding all other assumptions constant.

Defined Benefit Obligation

Discount rate

a. Discount rate + 100 basis points	2,529.26	2,419.30
b. Discount rate - 100 basis points	2,860.64	2,762.22

Salary growth rate

a. Rate + 100 basis points	2,863.07	2,741.85
b. Rate - 100 basis points	2,524.16	2,429.33

Withdrawal rate

a. Rate + 100 basis points	2,693.70	2,591.08
b. Rate - 100 basis points	2,680.08	2,572.89

The sensitivity analysis presented above may not be representative of the actual change in the defined benefit obligation as it is unlikely that the change in assumptions would clear in isolation of one another as some of the assumptions may be correlated.

Further more, in presenting the above sensitivity analysis, the present value of the defined benefit obligation has been calculated using the projected credit method at the end of the reporting period, which is the same as that applied in calculating the defined benefit obligation liability recognised in the balance sheet.

There was no change in the methods and assumptions used in preparing the sensitivity analysis from prior years.

OTHER CONSOLIDATED NOTES

(All amounts are in ₹ Lakhs unless otherwise stated)

Risks associated with defined benefit plan

Gratuity is defined benefit plan and the Company is exposed to the following risks:

(i) Actuarial risk

It is the risk that benefits will cost more than expected. This can arise due to one of the following reasons: Adverse Salary Growth Experience: Salary hikes that are higher than the assumed salary escalation will result into an increase in Obligation at a rate that is higher than expected. Variability in mortality rates: If actual mortality rates are higher than assumed mortality rate assumption than the Gratuity Benefits will be paid earlier than expected. Since there is no condition of vesting on the death benefit, the acceleration of cashflow will lead to an actuarial loss or gain depending on the relative values of the assumed salary growth and discount rate. Variability in withdrawal rates: If actual withdrawal rates are higher than assumed withdrawal rate assumption than the Gratuity Benefits will be paid earlier than expected. The impact of this will depend on whether the benefits are vested as at the resignation date

(ii) Investment Risk

For funded plans that rely on insurers for managing the assets, the value of assets certified by the insurer may not be the fair value of instruments backing the liability. In such cases, the present value of the assets is independent of the future discount rate. This can result in wide fluctuations in the net liability or the funded status if there are significant changes in the discount rate during the inter-valuation period.

(iii) Liquidity Risk

Employees with high salaries and long durations or those higher in hierarchy, accumulate significant level of benefits. If some of such employees resign/retire from the company there can be strain on the cashflows.

(iv) Market Risk

Market risk is a collective term for risks that are related to the changes and fluctuations of the financial markets. One actuarial assumption that has a material effect is the discount rate. The discount rate reflects the time value of money. An increase in discount rate leads to decrease in Defined Benefit Obligation of the plan benefits & vice versa. This assumption depends on the yields on the corporate/government bonds and hence the valuation of liability is exposed to fluctuations in the yields as at the valuation date.

(v) Legislative Risk

Legislative risk is the risk of increase in the plan liabilities or reduction in the plan assets due to change in the legislation/regulation. The government may amend the Payment of Gratuity Act thus requiring the companies to pay higher benefits to the employees. This will directly affect the present value of the Defined Benefit Obligation and the same will have to be recognized immediately in the year when any such amendment is effective.

Note : Experience adjustment information is not available and hence not disclosed.

19 Trade Payables

Particulars	As at 31st March, 2018	As at 31st March, 2017	As at 1st April, 2016
Trade Payables for goods and services:			
Micro Small and Medium Enterprises	128.15	81.88	87.19
Related Parties (refer note 34)	52.33	114.34	-
Others	3,682.54	2,313.76	2,521.35
Total	3,863.02	2,509.98	2,608.54

Trade payables and acceptances are non-interest bearing and are normally settled on 60 days terms.

OTHER CONSOLIDATED NOTES

(All amounts are in ₹ Lakhs unless otherwise stated)

- a) Disclosure In accordance with section 22 of Micro, Small and Medium Enterprises Development Act 2006.

Particulars	As at 31st March, 2018	As at 31st March, 2017	As at 1st April, 2016
(i) The principal amount and the interest due thereon remaining unpaid to any micro and small enterprises as at the end of each year; Principal amount due Interest due on the above	128.15 -	81.88 -	87.19 -
(ii) The amount of interest paid in terms of section 16 of the MSMED Act, 2006 along with the amounts of the payment made to the supplier beyond the appointed day during the year Principal amount paid beyond appointed day Interest paid thereon	54.22 0.42	38.70 0.19	92.22 0.40
(iii) The amount of interest due and payable for the period of delay in making payment beyond appointed day during the year.	-	-	-
(iv) The amount of interest accrued and remaining un-paid at the end of the accounting year	-	-	-
(v) The amount of further interest due and payable even in succeeding years	-	-	-

The information has been given in respect of such vendors to the extent they could be identified as 'micro and small enterprises' on the basis of information available with the company. This has been relied upon by the auditor.

20 Other Liabilities

Particulars	As at 31st March, 2018		As at 31st March, 2017		As at 1st April, 2016	
	Non-current	Current	Non-current	Current	Non-current	Current
Others						
Advances from Customers	-	2,446.55	-	2,301.09	-	5,049.00
Duties & Taxes payable	-	30.02	-	110.22	-	126.14
Other statutory liabilities	-	58.55	-	28.14	-	28.09
Advance against sale of assets	-	-	-	-	-	105.00
Total	-	2,535.12	-	2,439.45	-	5,308.23

21 Revenue from Operations (Gross)

Particulars	2017-18	2016-17
Sale of Products		
Sales of Finished Goods & spares (net of sales return)	17,513.24	27,591.41
Trading goods	678.50	-
	18,191.74	27,591.41

OTHER CONSOLIDATED NOTES

(All amounts are in ₹ Lakhs unless otherwise stated)

Particulars	2017-18	2016-17
Other Operating Revenue		
Service and erection charges received	359.30	554.89
Export incentive received	157.77	90.89
Packing and forwarding recovery	166.45	290.12
Miscellaneous receipts	46.29	63.25
Total	729.81	999.15
	18,921.55	28,590.56

22 Other Income

Particulars	2017-18	2016-17
Dividend Income	0.05	0.05
Interest income from financial assets measured at amortised cost	8.75	9.68
Rent	27.06	27.06
Gain on disposal of investment measured at FVTPL	149.29	343.01
Gain on fair valuation of investment measured at FVTPL	253.70	9.62
Sundry credit balances appropriated	11.88	32.23
Excess provision written back	407.02	-
Gain on disposal of assets (Net)	12.66	3.57
Interest received on income tax refund	7.86	-
Interest received on deposits	112.01	241.17
Total	990.28	666.38

Sundry credit balances appropriated (previous year) represents net figure after write off of ₹ 386.00 Lakhs receivable from Mercongraphic FZC (a related party) against the provision made for installation expenses of machinery sold in the earlier year, due to cessation of obligation.

23 Cost of Materials Consumed

Particulars	2017-18	2016-17
Raw Materials Consumed		
Opening Stock	980.21	1,183.24
Add : Purchases (Including components processing charges ₹ 579.65 Lakhs (Previous year: ₹ 538.22 Lakhs)	13,401.38	13,807.30
	14,381.59	14,990.54
Less : RMC Capitalised	2.29	4.31
Less : Closing Stock	1,974.61	980.21
	1,976.90	984.52
Total	12,404.69	14,006.02

OTHER CONSOLIDATED NOTES

(All amounts are in ₹ Lakhs unless otherwise stated)

24 Changes in inventories of finished goods work-in-progress and Stock-in-Trade

Particulars	2017-18	2016-17
Inventory Adjustments - WIP		
Work In progress at Opening	1,865.53	2,897.52
Less - WIP Stock Capitalised	-	30.20
Work In progress at Closing	<u>3,499.29</u>	<u>1,865.53</u>
	(1,633.76)	1,001.79
Inventory Adjustments - FG		
Stock at Commencement	-	-
Less : Stock at Closing	<u>-</u>	<u>-</u>
	-	-
Inventory Adjustments - Manufactured components		
Stock at Commencement	1,788.60	1,932.90
Less : Stock at Closing	<u>2,103.47</u>	<u>1,788.60</u>
	(314.87)	144.30
Total	<u>(1,948.63)</u>	<u>1,146.09</u>

25 Employee Benefit Expenses

Particulars	2017-18	2016-17
Salary, Wages, bonus and allowances	3,754.03	5,027.36
Welfare expenses	265.85	279.45
Contribution to provident & other funds	326.86	384.92
Provision for earned leave wages	5.08	117.88
Contribution to Employees Group Gratuity Scheme	<u>243.63</u>	<u>267.47</u>
	4,595.45	6,077.09
Less - Wages capitalised	<u>3.75</u>	<u>6.57</u>
Total	<u>4,591.70</u>	<u>6,070.52</u>

26 Finance Cost

Particulars	2017-18	2016-17
Interest paid	84.81	12.25
Interest paid on income tax	-	0.14
Other Borrowing Costs	<u>31.30</u>	<u>54.77</u>
Total	<u>116.11</u>	<u>67.16</u>

OTHER CONSOLIDATED NOTES

(All amounts are in ₹ Lakhs unless otherwise stated)

27 Depreciation & Amortisation

Particulars	2017-18	2016-17
Depreciation (refer note 1)	508.98	588.65
Amortisation (refer note 1B)	19.71	22.90
Total	528.69	611.55

28 Other Expenses

Particulars	2017-18	2016-17
Consumption of stores and Consumables	282.56	397.62
Power & Fuel	173.73	182.48
Rent	6.49	8.62
Rates & Taxes	7.64	16.28
Repairs to Buildings	68.74	100.99
Repairs to Machinery	61.37	70.68
Insurance	28.14	28.30
Travelling and conveyance	515.23	575.14
Commission on sales	722.85	1,108.92
Other repairs	93.72	116.39
Advertisement and sales promotion expenses	39.24	123.79
Bank charges	15.87	26.52
Sundry debit balances written off	21.33	10.00
Loss on disposal of investments	-	0.13
Fixed assets scrapped	13.77	46.12
Warranty expenses	63.16	57.04
Research and development expenses	258.48	285.65
CSR expenses	-	5.00
Donations	0.64	0.24
Freight and handling charges	9.46	30.36
Packing and forwarding charges	249.65	394.10
Directors' Fees	6.10	6.32
Exchange Loss (Net)	8.90	57.19
Remuneration to Component Auditors	0.04	30.71
Remuneration to Auditors		
Audit fees including Tax Audit	19.50	19.50
Other Services	3.88	9.46
Out of pocket expenses	0.25	0.25
	23.63	29.21
Miscellaneous Expenses (None of which individually forms more than 1% of the Operating Revenue.)	845.32	956.26
	3,516.06	4,664.06
Less - Overheads capitalised	21.76	43.21
Total	3,494.30	4,620.85

OTHER CONSOLIDATED NOTES

(All amounts are in ₹ Lakhs unless otherwise stated)

Disclosure on CSR activity

- i Gross Amount required to be spent by the Company during the year ₹ Nil (previous year ₹ Nil)
- ii No amount is spent by the company during the year.
- iii Amount spent by the company during the previous year as follows:

Particulars	In cash	Yet to be paid in cash	Total
- Contribution towards Health care and Rehabilitation	5.00	-	5.00
Total	<u>5.00</u>	<u>-</u>	<u>5.00</u>

29 Tax Expense

Particulars	2017-18	2016-17
Current tax	-	55.46
Income tax pertaining to previous year	-	15.58
Deferred Tax	<u>193.58</u>	<u>102.11</u>
Total	<u>193.58</u>	<u>173.15</u>

- (i) The reconciliation between the Statutory income tax rate applicable to the Company and the effective income tax rate of the Company is as follows

	2017-18	2016-17
Profit from continuing operations	(345.48)	72.05
Profit from discontinued continued operations	(557.65)	179.70
Profit before Income taxes	(903.13)	251.76
Enacted tax rates in India (%)	30.90%	33.06%
Computed expected tax expenses	(279.07)	83.24
Other Income	51.78	(53.72)
Effect of other deductible and non-taxable expenses	(436.02)	(401.62)
Effect of non- deductible expenses	410.27	494.55
Effect of unabsorbed Depreciation	-	(185.01)
Income tax expenses - Net	(253.05)	(62.57)
Tax liability as per Minimum Alternate Tax on book profits		
Minimum Alternate Tax rate	19.06%	20.39%
Computed tax liability on book profits	(172.14)	51.33
Tax effect on adjustments:		
Provision for diminution disallowed	-	-
Disallowance u/s 14A	0.18	0.18
Adjustment of OCI	26.56	(0.35)
Others	145.40	4.30
Minimum Alternate Tax on Book Profit	<u>-</u>	<u>55.46</u>

OTHER CONSOLIDATED NOTES

(All amounts are in ₹ Lakhs unless otherwise stated)

- (ii) No aggregate amounts of current and deferred tax have arisen in the reporting periods which have been recognised in equity and not in Statement of Profit and Loss or other comprehensive income.

- (iii) Current tax assets (net)

Particulars	2017-18	2016-17	2015-16
Opening balance	1,165.84	1,212.99	900.40
Add: Tax paid in advance, net of provisions during the year	32.62	(47.15)	312.59
Closing balance	1,198.46	1,165.84	1,212.99

- (iv) Deferred tax liabilities (net)

The balance comprises temporary differences attributable to the below items and corresponding movement in deferred tax liabilities | (assets):

Particulars	As at 31-03-2018	(charged) / Credited to profit or loss / OCI	As at 31-03-2017	(charged) / Credited to profit or loss / OCI	As at 01-04-2016
Property, plant and equipment	1,690.74	(67.88)	1,758.62	(21.46)	1,780.08
Fair valuation of Investments	78.93	75.75	3.18	(1.10)	4.28
Total deferred tax liabilities	1,769.67	7.87	1,761.80	(22.56)	1,784.36
Tax Disallowance	391.31	(185.58)	576.89	(124.57)	701.46
Fair valuation of loans to subsidiary company	-	(0.15)	0.15	(0.09)	0.24
Accumulated carry forward losses of subsidiary	-	(304.98)	304.98	(3,587.02)	3,892.00
Total deferred tax assets	391.31	(490.71)	882.02	(3,711.68)	4,593.70
Net deferred tax (asset) liability	1,378.36	498.58	879.78	3,689.12	(2,809.34)

- (v) Unrecognised temporary differences

The Company has not recognised deferred tax asset associated with impairment on equity share measured at cost as based on Management projection of future taxable income for set-off it is not probable that such difference will reverse in the foreseeable future.

29 Disclosure as required by Accounting Standard – Ind AS 33 “Earning Per Share” of the Companies (Indian Accounting Standards) Rules 2015.

Particulars	2017-18	2016-17
Net profit after tax available for equity shareholders before Exceptional Items for continuing operation	(539.06)	(245.58)
Net profit after tax available for equity shareholders after Exceptional Items for continuing operation	(539.06)	(101.10)
Net profit after tax available for equity shareholders for discontinued operation	(862.64)	(3,436.29)
Opening equity shares outstanding (Nos.)	30,451,061	30,451,061
Add:- Issued during the year (Nos.)	-	-
Closing equity shares outstanding (Nos.)	30,451,061	30,451,061
Weighted average number of equity shares of ₹ 2 each outstanding during the year (Basic)	30,415,061	30,451,061
Weighted average number of equity shares of ₹ 2 each outstanding during the year (Diluted)	30,415,061	30,451,061
Earning Per Share before Exceptional Items Basic and diluted earnings per share (₹) for continuing operation	(1.77)	(0.81)

OTHER CONSOLIDATED NOTES

(All amounts are in ₹ Lakhs unless otherwise stated)

Particulars	2017-18	2016-17
Earning Per Share after Exceptional Items Basic and diluted earnings per share (₹) for continuing operation	(1.77)	(0.33)
Earning Per Share Basic and diluted earnings per share (₹) for discontinued operation	(2.84)	(11.28)
Earning Per Share before Exceptional Items Basic and diluted earnings per share (₹) for discontinued and continuing operation	(4.61)	(12.09)
Earning Per Share after Exceptional Items Basic and diluted earnings per share (₹) for discontinued and continuing operation	(4.61)	(11.62)

The earning per share before exceptional item has been computed without considering the current and deferred tax effect on the exceptional item.

31 Disclosure in accordance with Ind AS – 17 “Leases”, of the Companies (Indian Accounting Standards) Rules, 2015.

The Company is obligated under various operating leases for office equipment, CNC equipment and vehicles at it's USA subsidiary. The future rent payments under all operating leases are as follows:

Financial Year	
2016-2017	9.58
2017-2018	6.39

32 Disclosure in accordance with Ind AS – 105 Non-current Assets Held for Sale and Discontinued Operations, of the Companies (Indian Accounting Standards) Rules, 2015.

The Printing industry in America has been going through very challenging times over the last decade, mainly due to the spread of electronic media and green initiatives coupled with pricing disadvantages.

Under the circumstances, there has been severe strain on the operations and financials of the wholly owned subsidiary company Manugraph Americas Inc. over the years. The operations were substantially scaled down and were carried out on a cash neutral basis with continuous monitoring. Over the years, we also managed to reduce the exposure to debt funds from a level of \$ 7.5 mill to \$1.0 mill as at the end of financial year ended March 2017. However, considering that there were no new orders for presses over the past 12 months and no clear visibility of any forthcoming cases, the management decided to voluntarily wind up the company. Accordingly, a petition under Chapter 11 was filed at the US Bankruptcy court, middle district of Pennsylvania on June 1, 2017. Presently, the proceedings are managed as a debtor in possession under the supervision of the court. As of March 2018, substantially all the movable assets have been disposed of. A realtor has been appointed for sale of the property and the same has been listed. Accounts for the year ended March 2018 has been prepared on a discontinued operations basis. The assets and liabilities have been considered at their fair values. Depreciation has not been provided from 1st June 2017

Financial information relating to discontinued operations:

Particulars	2017-18	2016-17
Revenue	1,751.97	7,214.13
Expenses excluding (gain) / loss on remeasurement	1,934.88	7,034.42
(Gain) / loss on remeasurement	374.73	-
Profit / (Loss) before tax	(557.65)	179.71
Tax Expense	(304.99)	3,615.99
Profit / (Loss) after tax	(862.63)	(3,436.29)
Cash Flow from operating activities	497.76	423.89
Cash Flow from investing activities	466.44	23.53
Cash Flow from financing activities	(674.81)	(447.42)

OTHER CONSOLIDATED NOTES

(All amounts are in ₹ Lakhs unless otherwise stated)

33 Disclosure as required by Ind AS 108 “Operating Segment”, of the Companies (Indian Accounting Standards) Rules, 2015.

Based on the “management approach” as defined in Ind AS 108, the Chief Operating Decision Maker (CODM) evaluates the Company’s performance in accordance with Ind AS “Operating Segment”. The Company has only one reportable operating segment i.e. Engineering. However, the Company has secondary geographical segment which is disclosed in Consolidated Financial Statements as per Ind AS 108.

There are 2 major customers to whom more than 10% of the sales are effected and the total sales effected from such customers is ₹ 4232.74 Lakhs.

Information about secondary geographical segments:

Particulars	In India	Outside India	Total
Segment Revenue			
- Current Year	17,239.09	3,035.54	20,274.63
- Previous Year	25,299.40	10,652.71	35,952.11
Segment Assets			
- Current Year	29,491.86	1,260.94	30,752.80
- Previous Year	28,063.98	3,195.15	31,259.13

34 Disclosure in accordance with Ind AS - 24 “Related Party Disclosures”, of the Companies (Indian Accounting Standards) Rules, 2015

A List of related parties

Relationships

i Key Management Personnel

Mr. Sanjay S. Shah	Vice Chairman and Managing Director
Mr. Pradeep S. Shah	Managing Director
Mr. B B Nandgave	Whole Time Director (Works)
Mr. Hiten C. Timbadia	Independent Director
Mr. Amit N. Dalal	Independent Director
Mr. Perses M. Bilimoria	Independent Director
Mr. Abhay J. Mehrotra	Independent Director
Mr. Jai S. Diwanji	Independent Director
Mrs. Sohni H. Daswani	Independent Director
Ms. Basheera Indorewala	Independent Director

ii Relatives of key management personnel

Mr. Sanat M. Shah

iii Entities where Key Management Personnel exercise significant influence

Multigraph Machinery Company Limited
 Manubhai Sons and Company
 Mercongraphic FZC,
 Multigraph Machinery Kenya Limited
 Manugraph Securities and Finance Private Limited
 Desai & Diwanji

OTHER CONSOLIDATED NOTES

(All amounts are in ₹ Lakhs unless otherwise stated)

B Details of related party transactions

Particulars	2017-18	2016-17
Purchase of Goods		
Entities where significant influence exists		
- Mercongraphic FZC	51.02	-
Total	51.02	-
Sale of Goods		
Entities where significant influence exists		
- Multigraph Machinery Kenya Limited	51.50	20.24
- Mercongraphic FZC	1,395.57	876.22
Total	1,447.07	896.46
Service Charges received		
Entities where significant influence exists		
- Multigraph Machinery Kenya Limited	2.37	13.56
- Mercongraphic FZC	30.40	21.03
Total	32.77	34.59
Commission paid		
Entities where significant influence exists		
- Multigraph Machinery Kenya Limited	24.18	-
- Multigraph Machinery Co. Ltd.	698.51	1,009.46
Total	722.69	1,009.46
Rent Received		
Entities where significant influence exists		
Multigraph Machinery Co. Ltd.	25.62	25.62
Manubhai Sons & Co.	1.44	1.44
Total	27.06	27.06
Professional charges paid		
Entities where significant influence exists		
Desai & Diwanji	0.40	-
Total	0.40	-
Managerial Remuneration paid		
Key Management Personnel		
Sanjay S. Shah	126.71	126.42
Pradeep S. Shah	126.72	126.37
B.B. Nandgave	26.65	24.99
Total	280.08	277.78
Post employment benefits of Directors *		
Directors' Fees		
Key Management Personnel		
Sanat M. Shah	0.60	0.60
Hiten C. Timbadia	1.48	1.54
Amit N. Dalal	0.70	0.45
Perses M. Bilimoria	1.48	1.54
Abhay J. Mehrotra	1.09	1.24
Jai S. Diwanji	0.30	0.40
Sohni H. Daswani	0.30	0.55
Basheera Indorewala	0.15	-
Total	6.10	6.32

OTHER CONSOLIDATED NOTES

(All amounts are in ₹ Lakhs unless otherwise stated)

Particulars	2017-18	2016-17
Debit balances written off		
Entities where significant influence exists		
- Manugraph Securities and Finance Private Limited	-	0.03
- Mercongraphic FZC	-	386.00
Total	-	386.03
Re-imbursement of expenses received		
Entities where significant influence exists		
- Multigraph Machinery Co. Ltd.	5.44	2.97
- Multigraph Machinery Kenya Limited	1.59	-
- Mercongraphic FZC	32.76	12.75
Total	39.79	15.72
Outstanding Receivables		
Entities where significant influence exists		
- Multigraph Machinery Kenya Limited	8.07	3.56
- Mercongraphic FZC	224.66	0.43
Total	232.73	3.99
Outstanding Payables		
Entities where significant influence exists		
- Multigraph Machinery Co. Ltd.	52.33	114.34
Total	52.33	114.34

* The managing directors and whole time director (works) are entitled to gratuity on retirement which amount will be computed in accordance with the provisions of The Payment of Gratuity Act. The Company presently makes provision on actuarial basis for entire employee data including the managing directors and whole time director(works).

35 Contingent liabilities and commitments

Particulars	2017-18	2016-17
i) Contingent liabilities		
(a) Claims against the company not acknowledged as debt;	43.74	32.89
(b) Guarantees;		
On account of guarantees executed by the company's bankers:	-	47.59
On account of the guarantee given by the Company bankers for the value of USD Nil (PY USD 3.25 million) in favor of subsidiary's banker for credit facilities availed by the subsidiary Manugraph Americas Inc. from them	-	2,107.25
(c) Other money for which the company is contingently liable :		
Income-tax, sales tax, customs duty, excise duty and service tax demands against which the company has preferred appeals/ made representation	196.86	788.65
On account of undertakings given by the company in favour of Customs Authority:	870.00	870.00
Income tax credits disallowed by the authorities against which the company has preferred appeals	28.06	28.06
Total	1,138.67	3,874.45
Particulars	2017-18	2016-17
ii) Commitments		
(a) Unexpired letter of credit opened by Bank	314.43	-
(b) Estimated amount of contracts remaining to be executed on capital account and not provided for;	3.60	360.09
Total	318.03	360.09

OTHER CONSOLIDATED NOTES

(All amounts are in ₹ Lakhs unless otherwise stated)

36 Transition to Ind AS

These are the First Financial Statements of the Company prepared in accordance with Ind AS.

The Accounting Policies set out in Note 1 have been applied in preparing the Consolidated Financial Statements for the year ended March 31, 2018, the comparative information presented in these Consolidation Financial Statements for the year ended March 31, 2017 and in the preparation of an opening Ind AS Balance Sheet as at April 1, 2016 (the date of transition). In preparing its opening Ind AS Balance Sheet, the Group has adjusted the amounts reported previously in Consolidated Financial Statements prepared in accordance with the Accounting Standards notified under Companies (Accounting Standards) Rules, 2006 (as amended) and other relevant provisions of the Act (previous GAAP). An explanation of how the transition from previous GAAP to Ind AS has affected the financial position, financial performance and cash flows of the Group is set out in the following tables and notes:

(A) EXEMPTIONS AND EXCEPTIONS AVAILED

In preparing these Ind AS Consolidated Financial Statements, the Group has availed certain exemptions and exceptions in accordance with Ind AS 101 First-time Adoption of Indian Accounting Standards, as explained below. The resulting difference between the carrying values of the assets and liabilities in the Consolidated Financial Statements as at the transition date under Ind AS and Previous GAAP have been recognised directly in equity (retained earnings or another appropriate category of equity). This Note explains the adjustments made by the Group in restating its Previous GAAP Consolidated Financial Statements, including the Balance Sheet as at April 1, 2016 and the Consolidated Financial Statements as at and for the year ended March 31, 2017.

a) Ind AS optional exemptions

Set out below are the applicable Ind AS 101 optional exemptions and mandatory exceptions applied in the transition from Previous GAAP to Ind AS.

i) Business combinations

Ind AS 103 'Business Combinations' has not been applied to acquisitions of subsidiary companies or of interests in associate company and joint venture company that occurred before April 01, 2016. The carrying amounts of assets and liabilities in accordance with Previous GAAP is considered as their deemed cost at the date of acquisition. After the date of the acquisition, measurement is in accordance with Ind AS. The carrying amount of Goodwill in the opening Ind AS Balance Sheet is its carrying amount in accordance with the Previous GAAP.

ii) Cumulative translation differences

Ind AS 101 permits cumulative translation gains and losses to be reset to zero at the transition date. This provides relief from determining cumulative currency translation differences in accordance with Ind AS 21 from the date a subsidiary or equity method investee was formed or acquired. The Group elected to reset all cumulative translation gains and losses to zero by transferring it to opening retained earnings at its transition date.

iii) Deemed cost

Land under finance lease has been revalued on the date of transition and the fair value is considered as the deemed cost per para D5 of Ind AS 101. Rest all items of Property, Plant and Equipment have been accounted as per Ind AS. In case of Intangible assets, the previous GAAP carrying value figures have been considered at deemed cost on the date of transition.

b) Ind AS mandatory exceptions

The Company has applied the following exceptions from full retrospective application of Ind AS as mandatorily required under Ind AS 101:

i) Estimates

Estimates in accordance with Ind AS at the transition date will be consistent with estimates made for the same date in accordance with Previous GAAP (after adjustments to reflect any difference in Accounting Policies) unless there is objective evidence that those estimates were in error.

Ind AS estimates as at April 1, 2016 are consistent with the estimates as at the same date made in conformity with Previous GAAP. The Company made estimates for following items in accordance with Ind AS at the date of transition as these were not required under Previous GAAP :

OTHER CONSOLIDATED NOTES

(All amounts are in ₹ Lakhs unless otherwise stated)

- 1) Investment in equity instruments carried at FVPL or FVOCI
- 2) Fair value of land under Finance Lease
- ii) Classification and measurement of financial assets

Ind AS 101 requires an entity to assess classification and measurement of financial assets (investment in debt instruments) on the basis of the facts and circumstances that exist at the date of transition to Ind AS.

(B) RECONCILIATION BETWEEN PREVIOUS GAAP AND Ind AS

Ind AS 101 requires an entity to reconcile equity, total comprehensive income and cash flows for prior periods. The following tables represent the reconciliations from previous GAAP to Ind AS.

a) Effect of Ind AS adoption on the Balance Sheet as on 31st March, 2017 and 1st April, 2016

Particulars	Notes to first time adoption	As at March 31, 2017 (End of Last Period presented under previous GAAP)			As at April 01, 2016 (Date of Transition)		
		Previous GAAP*	Effect of Transition to Ind AS	Ind AS	Previous GAAP*	Effect of Transition to Ind AS	Ind AS
ASSETS							
Non-current assets							
Property, plant and equipment	a, b	4,244.99	7,407.00	11,651.99	4,893.06	7,372.30	12,265.36
Capital work-in-progress		46.20	-	46.20	-	-	-
Goodwill on consolidation		172.16		172.16	331.38	-	331.38
Intangible assets		171.12	-	171.12	193.78	-	193.78
Financial assets							
i) Investments		0.50	-	0.50	0.63	-	0.63
ii) Loans		414.92	-	414.92	433.82	-	433.82
iii) Other financial assets		49.32	-	49.32	48.77	-	48.77
Deferred tax assets (net)	c	680.35	(680.35)	-	4,369.87	(1,560.53)	2,809.34
Other non-current assets		3,352.44	-	3,352.44	3,600.47	-	3,600.47
Total non-current assets		<u>9,132.00</u>	<u>6,726.65</u>	<u>15,858.65</u>	<u>13,871.78</u>	<u>5,811.77</u>	<u>19,683.55</u>
Current assets							
Inventories		6,036.71	-	6,036.71	8,860.87	-	8,860.87
Financial assets							
i) Investments	d	6,000.00	9.62	6,009.62	2,800.00	12.93	2,812.93
ii) Trade receivables		928.43	-	928.43	3,017.66	-	3,017.66
iii) Cash and cash equivalents		942.93	-	942.93	1,180.86	-	1,180.86
iv) Bank balances other than cash and cash equivalents above		1,003.00	-	1,003.00	1,007.58	-	1,007.58
v) Loans		147.40	-	147.40	145.83	-	145.83
vi) Other financial assets		52.94	-	52.94	73.44	-	73.44
Other current assets	e	268.68	10.77	279.45	520.95	-	520.95
Non-current assets held for sale	b	-	-	-	-	34.70	34.70
Total current assets		<u>15,380.09</u>	<u>20.39</u>	<u>15,400.48</u>	<u>17,607.19</u>	<u>47.63</u>	<u>17,654.82</u>

OTHER CONSOLIDATED NOTES

(All amounts are in ₹ Lakhs unless otherwise stated)

Particulars	Notes to first time adoption	As at March 31, 2017 (End of Last Period presented under previous GAAP)			As at April 01, 2016 (Date of Transition)		
		Previous GAAP*	Effect of Transition to Ind AS	Ind AS	Previous GAAP*	Effect of Transition to Ind AS	Ind AS
TOTAL ASSETS		24,512.09	6,747.04	31,259.13	31,478.97	5,859.40	37,338.37
EQUITY AND LIABILITIES							
Equity							
Equity share capital		608.30	-	608.30	608.30	-	608.30
Other equity	j	15,893.81	5,867.26	21,761.07	19,448.31	6,225.48	25,673.79
Total equity		16,502.11	5,867.26	22,369.37	20,056.61	6,225.48	26,282.09
LIABILITIES							
Non-current liabilities							
Financial liabilities							
i) Borrowings		18.58	-	18.58	25.53	-	25.53
ii) Other financial liabilities		8.05	-	8.05	7.80	-	7.80
Provisions		358.49	-	358.49	310.46	-	310.46
Deferred tax liabilities	c	-	879.78	879.78	-	-	-
Total non-current liabilities		385.12	879.78	1,264.90	343.79	-	343.79
Current liabilities							
Financial liabilities							
i) Borrowings		632.38	-	632.38	1,018.32	-	1,018.32
ii) Trade payables		2,509.98	-	2,509.98	2,608.54	-	2,608.54
iii) Other financial liabilities		957.64	-	957.64	537.06	-	537.06
Other current liabilities		2,439.45	-	2,439.45	5,308.23	-	5,308.23
Provisions	f	1,085.41	-	1,085.41	1,606.42	(366.08)	1,240.34
Total current liabilities		7,624.86	-	7,624.86	11,078.57	(366.08)	10,712.49
Total liabilities		8,009.98	879.78	8,889.76	11,422.36	(366.08)	11,056.28
TOTAL EQUITY AND LIABILITIES		24,512.09	6,747.04	31,259.13	31,478.97	5,859.40	37,338.37

* The previous GAAP figures have been reclassified to conform to Ind AS presentation requirements for the purposes of this note.

b) Effect of Ind AS adoption on the Statement of Profit and Loss for the year ended March 31, 2017

Particulars	Notes to first time adoption	Previous GAAP*	Effect of Transition to Ind AS	Ind AS
Revenue from operations	g	25,783.37	2,807.19	28,590.56
Other income	d, e	666.53	(0.15)	666.38
Total income		26,449.90	2,807.04	29,256.94
Expenses				
Cost of materials consumed		14,006.02	-	14,006.02
Changes in inventories of finished goods, stock-in-trade and work-in-progress		1,146.09	-	1,146.09
Excise duty	g	-	2,807.19	2,807.19

OTHER CONSOLIDATED NOTES

(All amounts are in ₹ Lakhs unless otherwise stated)

Particulars	Notes to first time adoption	Previous GAAP*	Effect of Transition to Ind AS	Ind AS
Employee benefit expenses	h	6,069.10	1.42	6,070.52
Finance costs		67.16	-	67.16
Depreciation and amortisation expenses	b	611.96	(0.41)	611.55
Other expenses	e	4,631.62	(10.77)	4,620.85
Total expenses		26,531.95	2,797.43	29,329.38
Profit before exceptional items and tax		(82.05)	9.61	(72.44)
Exceptional items	b	144.90	(0.41)	144.49
Profit / (Loss) before tax		62.85	9.20	72.05
Tax expense				
Current tax		54.88	0.58	55.46
Deferred tax	h	102.52	(0.41)	102.11
Earlier years		15.58	-	15.58
Total tax expense		172.98	0.17	173.15
Profit / (Loss) for the period from continuing operations		(110.13)	9.03	(101.10)
Profit / (Loss) from discontinued operations after tax		(3,436.29)	-	(3,436.29)
Profit / (Loss) for the period		(3,546.42)	9.03	(3,537.39)
Other comprehensive income - Net of tax	j	-	(9.24)	(9.24)
Total comprehensive income for the year		(3,546.42)	(0.21)	(3,546.63)

* The previous GAAP figures have been reclassified to conform to Ind AS presentation requirements for the purposes of this note.

Reconciliation of total Equity as at 31 March 2017 and 1 April 2016

Particulars	Notes to first time adoption	As at March 31, 2017	As at April 01, 2016
Total equity (shareholder's funds) as per previous GAAP			
Adjustments:		16,502.11	20,056.61
Proposed dividend and tax on dividend	f	-	366.08
Effect of Measuring a class of Property, Plant and Equipment at fair value	a	7,407.00	7,407.00
Effect of Foreign Exchange gain/(Loss) on non-monetary items	e	10.77	-
Effect of measuring Non-current investments at Fair Value	d	9.62	12.93
Tax effects of adjustments	c	(1,560.12)	(1,560.53)
Total adjustments		5867.27	6225.40
Total equity as per Ind AS		22,369.37	26,282.09

OTHER CONSOLIDATED NOTES

(All amounts are in ₹ Lakhs unless otherwise stated)

c Impact of Ind AS adoption on the Standalone Statements of Cash Flows for the year ended March 31, 2017

The transition from Indian Previous GAAP to Ind AS has not had a material impact on the Statement of Cash Flows.

(C) NOTES TO RECONCILIATION BETWEEN PREVIOUS GAAP AND Ind AS

a) Fair value as deemed cost for Property, Plant and Equipment.

The Company has considered fair value of land - under finance lease as its deemed cost on the date transition. Increase in fair value over the cost ₹ 7,407 Lakhs is recognised in retained earnings. Property, Plant and equipment has increased by ₹ 7,407.00 Lakhs. At the same time, certain assets having carrying value of ₹ 34.70 Lakhs (as detailed in (b) hereinbelow), which are considered as held for sale, have been reduced from Property, Plant and Equipment and re-classified as asset held for sale, consequently net additions to Property, Plant and Equipment amounts to ₹ 7,372.30 Lakhs.

b) Asset held for sale

In terms of Ind AS, the Company has identified certain property, plant and equipment which are the part of a unit, as held for sale and classified and presented separately as per the requirements of Ind AS. The assets reclassified as at April 01, 2016 is ₹ 34.70 Lakhs.

c) Deferred tax

Under Previous GAAP, deferred tax were accounted for using the income statement approach which focuses on differences between taxable profit and accounting profit for the period. Ind AS requires entities to account for deferred taxes using the Balance Sheet approach which focuses on temporary differences between the carrying amount of an asset or liability in the Balance Sheet and its tax base. The application of Ind AS 12 approach has resulted in recognition of deferred taxes on temporary differences which were not required to be recorded under Previous GAAP. Deferred tax liability of ₹ 1,557.09 Lakhs as at April 01, 2016 is recognised on the fair valuation considered as deemed cost of PPE recognised on transition date.

In addition, the various transitional adjustments have led to deferred tax implications which the Company has accounted for. Deferred tax adjustments are recognised in correlation to the underlying transaction either in Retained earnings or Other Comprehensive Income on the date of transition.

d) Fair valuation of investments

Under Previous GAAP, investments in equity instruments were classified as long-term investments or current investments based on the intended holding period and realisability. Long-term investments were carried at cost less provision for other than temporary decline in the value of such investments. Current investments were carried at lower of cost and fair value.

Under Ind AS, these investments are required to be measured at fair value and the Company has elected to classify such investments at FVTPL. This increased retained earnings by ₹ 9.62 Lakhs as at March 31, 2017 (April 01, 2016: ₹ 12.93 Lakhs) and resultant changes to the investment carrying amounts.

e) Foreign exchange gain / loss on non-monetary items

Under Previous GAAP, at the end of each reporting period foreign currency monetary / non-monetary items shall be translated using the closing rate.

Under Ind AS, at the end of each reporting period (a) foreign currency monetary items shall be translated using the closing rate; (b) non-monetary items are measured in terms of historical cost in a foreign currency shall be translated using the exchange rate at the date of the transaction; and (c) non-monetary items that are measured at fair value in a foreign currency shall be translated using exchange rates at the date when the fair value was measured. This resulted in reversal of exchange gain of ₹ 10.77 Lakhs as at March 31, 2017.

f) Proposed dividend

Under Previous GAAP, dividends proposed by the Board of Directors after the Balance Sheet date, but before the approval of the Financial Statements were considered as adjusting events. Accordingly, provision for proposed dividend was recognised as a liability. Under Ind AS, such dividends are recognised when the same is approved by the Shareholders in the General Meeting. Accordingly, the liability for proposed dividend (including dividend distribution tax) of ₹ 366.08 Lakhs as at April 1, 2016 included under current provisions has been reversed with

OTHER CONSOLIDATED NOTES

(All amounts are in ₹ Lakhs unless otherwise stated)

corresponding adjustment to Retained earnings. Consequently, the total equity has increased by an equivalent amount on transition date.

g) Excise duty

Under Previous GAAP, revenue from sale of products was presented exclusive of excise duty. Under Ind AS, revenue from sale of goods is presented inclusive excise duty. Excise duty paid is presented on the face of the Statement of Profit and Loss as separate line item as part of expenses. This change has resulted in an increase in total revenue and total expenses for the year ended March 31, 2017 by ₹ 2807.19 Lakhs. There is no impact on the total equity and profit.

h) Employee Cost - Remeasurements of post-employment benefit obligations and fair value of concessional loans to employees

Under Ind AS, remeasurements of post-employment obligations, that is actuarial gains and losses are recognised in Other Comprehensive Income, net of income tax. Under the Previous GAAP, these remeasurements were forming part of the employee cost and charged to profit and loss. For the financial year ending on March 31, 2017, actuarial loss amounted to ₹ 1.74 Lakhs. This has effect of reducing employee cost in profit and loss account. After the income tax effect (net of tax), amount corresponding to the actuarial loss of ₹ 1.16 Lakhs is charged to Other Comprehensive Income. Secondly, as per Ind AS 109 - Financial Instruments on fair valuation of concessional loans to employees, there is an increase of employee cost by ₹ 3.14 Lakhs for the year ended March 31, 2017. Thus, employee cost has increased by ₹ 1.40 Lakhs (increase by ₹ 3.14 Lakhs and decrease by ₹ 1.74 Lakhs). There is no impact on the total equity as on March 31, 2017.

i) Retained earnings

Retained earnings as at April 1, 2016 have been adjusted consequent to the above Ind AS transition adjustments.

j) Other Comprehensive Income

Under Ind AS, all items of income and expense recognised in a period are to be included in profit or loss for the period, unless a standard requires or permits otherwise. Items of income and expense that are not recognised in profit or loss, but are shown in the Statement of Profit and Loss as Other Comprehensive Income which includes Remeasurement of defined benefit plans, effective portion of gain / (loss) on cash flow hedging instruments and fair value gain / (loss) on FVOCI equity instruments. The concept of Other Comprehensive Income did not exist under Previous GAAP.

OTHER CONSOLIDATED NOTES

(All amounts are in ₹ Lakhs unless otherwise stated)

37 Fair Value Measurement

Particulars	31-Mar-18			31-Mar-17			1-Apr-16		
	FVTPL	FVOCI	Amortised cost	FVTPL	FVOCI	Amortised cost	FVTPL	FVOCI	Amortised cost
Financial assets									
Investments:									
Equity instruments	0.50	-	-	0.50	-	-	0.53	-	-
Mutual Funds	4,755.43	-	-	6,009.62	-	-	2,812.93	-	-
Government securities	-	-	-	-	-	-	-	-	0.10
Trade receivables	-	-	1,795.39	-	-	928.43	-	-	3,017.66
Loans	-	-	507.01	-	-	562.32	-	-	579.65
Others	-	-	69.69	-	-	102.26	-	-	122.21
Cash and bank balances	-	-	693.77	-	-	1,945.92	-	-	2,188.44
Total Financial assets	4,755.93	-	3,065.86	6,010.12	-	3,538.93	2,813.46	-	5,908.06
Financial liabilities									
Borrowings	-	-	252.10	-	-	650.96	-	-	1,043.85
Trade payables	-	-	3,863.02	-	-	2,509.98	-	-	2,608.54
Other liabilities	-	-	486.88	-	-	965.69	-	-	544.86
Total financial liabilities	-	-	4,602.00	-	-	4,126.63	-	-	4,197.25

38 Fair Value Hierarchy

i) Financial assets and liabilities measured at fair value - recurring fair value measurements at March 31, 2018

Particulars	Notes	Level 1	Level 2	Level 3	Total
Financial assets					
Financial investments at FVPL:					
Unquoted Equity Shares	5	-	-	0.50	0.50
Quoted Mutual Funds	10	4,755.43	-	-	4,755.43
Trade Receivables	11	-	-	-	-
Cash and Bank Balances	12 & 13	-	-	-	-
Other Receivables	7	-	-	-	-
Total financial assets		4,755.43	-	0.50	4,755.93
Financial liabilities					
Trade Payables	19	-	-	-	-
Other Liabilities	16	-	-	-	-
Total financial liabilities		-	-	-	-

OTHER CONSOLIDATED NOTES

(All amounts are in ₹ Lakhs unless otherwise stated)

ii) Financial assets and liabilities which are measured at amortised cost for which fair values are disclosed at March 31, 2018

Particulars	Notes	Level 1	Level 2	Level 3	Total
Financial assets					
Trade receivables		-	-	1,795.39	1,795.39
Loans	6	-	-	507.01	507.01
Others	6	-	-	69.69	69.69
Cash and bank balances	7	-	-	693.77	693.77
Total financial assets		-	-	3,065.86	3,065.86
Financial liabilities					
Borrowings	16	-	-	252.10	252.10
Trade payables		-	-	3,863.02	3,863.02
Other liabilities		-	-	486.88	486.88
Total financial liabilities		-	-	4,602.00	4,602.00

iii) Financial assets and liabilities measured at fair value - recurring fair value measurements at March 31, 2017

Particulars	Notes	Level 1	Level 2	Level 3	Total
Financial assets					
Financial investments at FVPL:					
Unquoted Equity Shares	5	-	-	0.50	0.50
Quoted Mutual Funds	10	6,009.62	-	-	6,009.62
Trade Receivables	11	-	-	-	-
Cash and Bank Balances	12 & 13	-	-	-	-
Other Receivables	7	-	-	-	-
Total financial assets		6,009.62	-	0.50	6,010.12
Financial liabilities					
Trade Payables	19	-	-	-	-
Other Liabilities	16	-	-	-	-
Total financial liabilities		-	-	-	-

iv) Financial assets and liabilities which are measured at amortised cost for which fair values are disclosed at March 31, 2017

Particulars	Notes	Level 1	Level 2	Level 3	Total
Financial assets					
Trade receivables	6	-	-	928.43	928.43
Loans	6	-	-	562.32	562.32
Others		-	-	102.26	102.26
Cash and bank balances	7	-	-	1,945.92	1,945.92
Total financial assets		-	-	3,538.93	3,538.93
Financial liabilities					
Borrowings		-	-	650.96	650.96
Trade payables	16	-	-	2,509.98	2,509.98
Other liabilities		-	-	965.69	965.69
Total financial liabilities		-	-	4,126.63	4,126.63

OTHER CONSOLIDATED NOTES

(All amounts are in ₹ Lakhs unless otherwise stated)

v) Financial assets and liabilities measured at fair value - recurring fair value measurements at April 01, 2016

Particulars	Notes	Level 1	Level 2	Level 3	Total
Financial assets					
Financial investments at FVPL:					
Unquoted Equity Shares	5	-	-	0.53	0.53
Quoted Mutual Funds	10	2,812.93	-	-	2,812.93
Trade Receivables	11	-	-	-	-
Cash and Bank Balances	12 & 13	-	-	-	-
Other Receivables	7	-	-	-	-
Total financial assets		<u>2,812.93</u>	<u>-</u>	<u>0.53</u>	<u>2,813.46</u>
Financial liabilities					
Trade Payables	19	-	-	-	-
Other Liabilities	16	-	-	-	-
Total financial liabilities		<u>-</u>	<u>-</u>	<u>-</u>	<u>-</u>

vi) Financial assets and liabilities which are measured at amortised cost for which fair values are disclosed at April 01, 2016

Particulars	Notes	Level 1	Level 2	Level 3	Total
Financial assets					
Investments:					
Unquoted Equity Shares		-	-	-	-
Unquoted Government Securities		-	-	0.10	0.10
Trade receivables	6	-	-	3,017.66	3,017.66
Loans	6	-	-	579.65	579.65
Others		-	-	122.21	122.21
Cash and bank balances	7	-	-	2,188.44	2,188.44
Total financial assets		<u>-</u>	<u>-</u>	<u>5,908.06</u>	<u>5,908.06</u>
Financial liabilities					
Borrowings		-	-	1,043.85	1,043.85
Trade Payables	16	-	-	2,608.54	2,608.54
Other Liabilities		-	-	544.86	544.86
Total financial liabilities		<u>-</u>	<u>-</u>	<u>4,197.25</u>	<u>4,197.25</u>

There were no transfers between any levels during the year.

Level 1: Level 1 hierarchy includes financial instruments measured using quoted prices. This includes listed equity instruments and mutual funds that have a quoted price. The fair value of all equity instruments which are traded in the stock exchanges is valued using the closing price as at the reporting period. The mutual funds are valued using the closing net assets value (NAV).

Level 2: The fair value of financial instruments that are not traded in an active market (for example over-the-counter derivatives) is determined using valuation techniques which maximise the use of observable market data and rely as little as possible on entity-specific estimates. If all significant inputs required to fair value an instrument are observable, the instrument is included in level 2.

Level 3: If one or more of the significant inputs is not based on observable market data, the instrument is included in level 3.

b) Valuation technique used to determine fair value

Specific valuation techniques used to value financial instruments include:

- the use of quoted market prices or dealer quotes for similar instruments
- the fair value of interest rate swaps is calculated as the present value of the estimated future cash flows based on observable yield curves.

OTHER CONSOLIDATED NOTES

(All amounts are in ₹ Lakhs unless otherwise stated)

- iii) the fair value of forward foreign exchange contracts are determined using forward exchange rates at the Balance Sheet date
- iv) the fair value of foreign currency option contracts is determined using the Black Scholes valuation model.
- v) the fair value of the remaining financial instruments is determined using discounted cash flow analysis.

All of the resulting fair value estimates are included in level 1 and 2.

c) Valuation processes

The finance department of the Company includes a team that performs the valuations of financial assets and liabilities required for financial reporting purposes, including level 3 fair values. This team reports directly to the Chief Financial Officer (CFO).

Only in the case of a small investment in Shree Warna Sahakari Bank Ltd., the Company in the absence of details to ascertain fair value has considered the fair value as the cost. The amount in any case is not material.

d) Fair value of financial assets and liabilities measured at amortised cost

Particulars	As at March 31, 2018		As at March 31, 2017		As at April 01, 2016	
	Carrying amount	Fair value	Carrying amount	Fair value	Carrying amount	Fair value
Financial assets:						
Investments:						
Unquoted Government Securities	-	-	-	-	0.10	0.10
Trade receivables	1,795.39	1,795.39	928.43	928.43	3,017.66	3,017.66
Loans	507.01	507.01	562.32	562.32	579.65	579.65
Others	69.69	69.69	102.26	102.26	122.21	122.21
Cash and bank balances	693.77	693.77	1,945.92	1,945.92	2,188.44	2,188.44
Total financial assets	3,065.86	3,065.86	3,538.93	3,538.93	5,908.06	5,908.06
Financial liabilities						
Borrowings	252.10	252.10	650.96	650.96	1,043.85	1,043.85
Trade payables	3,863.02	3,863.02	2,509.98	2,509.98	2,608.54	2,608.54
Other liabilities	486.88	486.88	965.69	965.69	544.86	544.86
Total financial liabilities	4,481.90	4,481.90	3,188.13	3,188.13	2,594.38	2,594.38

The carrying amounts of trade receivables, trade payables, other receivables, short-term security deposits, bank deposits with more than 12 months maturity, capital creditors and cash and cash equivalents including bank balances other than cash and cash equivalents are considered to be the same as their fair values due to the current and short-term nature of such balances.

The fair values of non-current borrowings are based on discounted cash flows using a current borrowing rate. They are classified as level 3 fair values in the fair value hierarchy due to the use of unobservable inputs, including own credit risk.

For financial assets and liabilities that are measured at fair value, the carrying amounts are equal to the fair values.

39 Financial Risk Factors

The Company's activities expose it to a variety of financial risks, including market risk, credit risk and liquidity risk. The Company's primary risk management focus is to minimize potential adverse effects of market risk or its financial performance. The Company's risk management assessment, policies and processes are established to identify and analyze the risks faced by the Company, to set appropriate risk limits and controls, and to monitor such risks and compliance with the same. Risk

OTHER CONSOLIDATED NOTES

(All amounts are in ₹ Lakhs unless otherwise stated)

assessment and management policies and processes are reviewed regularly to reflect changes in market conditions and the Company's activities. The Board of Directors and the Audit Committee is responsible for overseeing the Company's risk assessment and management policies and processes.

The Company has exposure to the following risks arising from financial instruments:

- (i) Credit risk
- (ii) Liquidity risk
- (iii) Market risk

Credit Risk

Credit risk is the risk of financial loss to the Company if a customer or counterparty to a financial instrument fails to meet its contractual obligations. This exposure is principally from the Company's receivables from customers. Credit risk is managed through credit approvals, establishing credit limits and continuously monitoring the creditworthiness of customers to which the Company grants credit terms in the normal course of business. The company has established norms for stage wise payments to lower the exposure. International transactions are backed by Letters of credit, confirmed by reputed banks, wherever found necessary. The Company establishes an allowance for doubtful debts and impairment that represents its estimate of incurred losses in respect of trade and other receivables and investments.

The Company takes a significant advance for its machine and has no history of any significant defaults from the customers end in payment of the sale consideration.

Trade & other receivables

The Company's exposure to credit risk is influenced mainly by the individual characteristics of each customer. The demographics of the customer, including the default risk of the industry and country in which the customer operates, also has an influence on credit risk assessment. Credit risk is managed through credit approvals, establishing credit limits and continuously monitoring the creditworthiness of customers to which the Company grants credit terms in the normal course of business.

Summary of the Company's exposure to credit risk by age of the outstanding from various customers is as follows (before allowance for doubtful debts):

Particulars	As at March 31, 2018	As at March 31, 2017	As at April 01, 2016
Neither past due nor impaired	-	-	-
Past due but not impaired			
Past due 1 – 90 days	1,775.04	575.61	1,321.31
Past due 91 – 180 days	1.12	0.44	1.49
Past due 181 – 270 days	3.91	56.90	0.04
Past due 271 – 360 days	15.82	-	1,299.25
Past due more than 360 days	1.11	-	2.07

Cash and cash equivalents

The Company held cash and cash equivalents and other bank balances with credit worthy banks and financial institutions of ₹ 693.77 Lakhs (31 March 2017: ₹ 1,945.92 Lakhs, 01 April 2016: ₹ 2,188.44 Lakhs). The credit worthiness of such banks and financial institutions is evaluated by the management on an ongoing basis and is considered to be good.

Liquidity Risk

Liquidity risk is the risk that the Company will not be able to meet its financial obligations as they become due. The Company manages its liquidity risk by ensuring, as far as possible, that it will always have sufficient liquidity to meet its liabilities when due, under both normal and stressed conditions, without incurring unacceptable losses or risk to the Company's reputation.

OTHER CONSOLIDATED NOTES

(All amounts are in ₹ Lakhs unless otherwise stated)

As of 31st March 2018 the Company has working capital of ₹ 9,127.62 Lakhs (31 March 2017: ₹ 7,775.63 Lakhs, 01 April 2016: ₹ 6,942.33 Lakhs) including cash and cash equivalents and other bank balances of ₹693.77 Lakhs (31 March 2017: ₹ 1,945.92 Lakhs, 01 April 2016: ₹ 2,188.44 Lakhs). Working capital is calculated as current assets less current liabilities.

Investment Risk

The investment of the Company in subsidiary companies is exposed to risks that the business of the subsidiary company is exposed. Accordingly the Company's investment in its US subsidiary has been considerably impaired due to the business risk faced by the subsidiary resulting in the erosion of its value.

Market Risk

Market risk is the risk of loss of future earnings, fair values or future cash flows that may result from adverse changes in market rates and prices (such as interest rates, foreign currency exchange rates) or in the price of market risk-sensitive instruments as a result of such adverse changes in market rates and prices. Market risk is attributable to all market risk-sensitive financial instruments, all foreign currency receivables and payables and all short term and long-term debts. The Company is exposed to market risk primarily related to foreign exchange rate risk, interest rate risk and the market value of its investments. Thus, the Company's exposure to market risk is a function of investing and borrowing activities and revenue generating and operating activities in foreign currencies.

Currency Risk

The fluctuation in foreign currency exchange rates may have potential impact on the profit and loss account, where any transaction references more than one currency or where assets/liabilities are denominated in a currency other than the functional currency of the entity. Considering the countries and economic environment in which the Company operates, its operations are subject to risks arising from fluctuations in exchange rates in those countries. The risks primarily relate to fluctuations in USD and EURO against the respective functional currency of the Company. The Company does not use any derivative financial instruments to hedge foreign exchange and interest rate exposure. The company continuously monitors the foreign currency exposures and considering the natural hedge, selectively contracts for plain forward covers whenever found necessary.

40. Financial Risk Management

a) Management of liquidity risk

The Company's principal sources of liquidity are cash and cash equivalents, borrowings and the cash flow that is generated from operations. The Company believes that current cash and cash equivalents, tied up borrowing lines and cash flow that is generated from operations is sufficient to meet requirements. Accordingly, liquidity risk is perceived to be low.

The following table shows the maturity analysis of the Company's financial liabilities based on contractually agreed undiscounted cash flows as at the Balance sheet date:

Particulars	Note	Carrying amount	Less than 12 months	More than 12 months	Total
As at March 31, 2018					
Borrowings	16	252.10	252.10	-	252.10
Trade payables	19	3,863.02	3,863.02	-	3,863.02
Security and other deposits	17	5.73	-	5.73	5.73
Other liabilities	17	481.16	481.16	-	481.16
As at March 31, 2017					
Borrowings	16	650.96	632.38	18.58	650.96
Trade payables	19	2,509.98	2,509.98	-	2,509.98
Security and other deposits	17	6.74	-	6.74	6.74
Other liabilities	17	958.96	957.64	1.32	958.96
As at April 01, 2016					

OTHER CONSOLIDATED NOTES

(All amounts are in ₹ Lakhs unless otherwise stated)

Particulars	Note	Carrying amount	Less than 12 months	More than 12 months	Total
Borrowings	16	1,043.85	1,018.32	25.53	1,043.85
Trade payables	19	2,608.54	2,608.54	-	2,608.54
Security and other deposits	17	6.48	-	6.48	6.48
Other liabilities	17	538.38	537.06	1.32	538.38

Foreign Currency Risk Exposure

The Company's exposure to foreign currency risk at the end of the reporting period are as follows:

Particulars	March 31, 2018			March 31, 2017			April 1, 2016		
	USD	EUR	GBP	USD	EUR	JPY	USD	EUR	JPY
Financial assets									
Trade receivables	388,587	-	-	539,056	9,747,000	1,994,286	-	-	-
Net exposure to foreign currency risk (assets)	388,587	-	-	539,056	- 9,747,000	1,994,286	-	-	-
Borrowings	-	-	-	-	-	-	-	-	-
Trade payables	138,921	178,490	-	46,865	16,839	-	290,024	52,400	1,002,600
Net exposure to foreign currency risk (liabilities)	138,921	178,490	-	46,865.10	16,839.00	-	290,024	52,400.00	1,002,600

40 CAPITAL MANAGEMENT

Risk management

The primary objective of the Company's Capital Management is to maximize shareholder value. The Company monitors capital using Debt-Equity ratio, which is total debt divided by total capital plus total debt.

For the purposes of the Company's capital management, the Company considers the following components of its Balance Sheet to be managed capital:

Total equity as shown in the Balance Sheet includes General reserve, Retained earnings, Share capital, Security premium. Total debt includes current debt plus non-current debt and subtracting cash and cash equivalents.

Particulars	March 31, 2018	March 31, 2017	April 1, 2016
Total Debt	-	-	-
Total Equity	20,924.38	22,369.38	26,282.09
Debt-Equity ratio	0.00%	0.00%	0.00%

OTHER CONSOLIDATED NOTES

(All amounts are in ₹ Lakhs unless otherwise stated)

41 Disclosure of Interest in Other entities as per Ind AS 112 of the Companies (Indian Accounting Standards) Rules, 2015

Consolidated financial statements comprises the financial statements of Manugraph India Limited and its subsidiaries as listed below:

Name of the entity	Principal Place of Business	Proportion of ownership (%) as at March 31, 2018	Proportion of ownership (%) as at March 31, 2017	Proportion of ownership (%) as at April 01, 2016
Subsidiary Companies				
Constrad Agencies (Bombay) Private Limited	India	100%	100%	100%
Manugraph Americas Inc.	USA	100%	100%	100%

42 Effective April 1, 2017, the Company adopted the amendment to Ind AS 7, which require the entities to provide disclosures that enable users of financial statements to evaluate changes in liabilities arising from financing activities, including both changes arising from cash flows and non - cash changes, suggesting inclusion of a reconciliation between the opening and closing balances in the Balance sheet for liabilities arising from financing activities, to meet the disclosure requirement. There is no non cash adjustment and the amendment is not likely to have any significant impact in the future.

43 Recent Accounting Pronouncement

Appendix B to Ind AS 21, Foreign currency transactions and advance consideration: On March 28, 2018, Ministry of Corporate Affairs ("MCA") has notified the Companies (Indian Accounting Standards) Amendment Rules, 2018 containing Appendix B to Ind AS 21, Foreign currency transactions and advance consideration which clarifies the date of the transaction for the purpose of determining the exchange rate to use on initial recognition of the related asset, expense or income, when an entity has received or paid advance consideration in a foreign currency.

The amendment will come into force from April 1, 2018. The Company has evaluated the effect of this on the financial statements and the impact is not material.

Ind AS 115- Revenue from Contract with Customers: On March 28, 2018, Ministry of Corporate Affairs ("MCA") has notified the Ind AS 115, Revenue from Contract with Customers. The core principle of the new standard is that an entity should recognize revenue to depict the transfer of promised goods or services to customers in an amount that reflects the consideration to which the entity expects to be entitled in exchange for those goods or services. Further the new standard requires enhanced disclosures about the nature, amount, timing and uncertainty of revenue and cash flows arising from the entity's contracts with customers.

The standard permits two possible methods of transition:

- Retrospective approach - Under this approach the standard will be applied retrospectively to each prior reporting period presented in accordance with Ind AS 8- Accounting Policies, Changes in Accounting Estimates and Errors
- Retrospectively with cumulative effect of initially applying the standard recognized at the date of initial application (Cumulative catch - up approach) The effective date for adoption of Ind AS 115 is financial periods beginning on or after April 1, 2018.

The effective date for adoption of Ind AS 115 is financial periods beginning on or after April 1, 2018.

The Company will adopt the standard on April 1, 2018 by using the cumulative catch-up transition method and accordingly comparatives for the year ending or ended March 31, 2018 will not be retrospectively adjusted. The effect on adoption of Ind AS 115 is expected to be insignificant.

OTHER CONSOLIDATED NOTES

(All amounts are in ₹ Lakhs unless otherwise stated)

44 Additional information as required under Schedule III of the Companies Act, 2013 of entities consolidated in these financial statements

Name of the Enterprise	Net Assets i.e. Total assets minus Total Liabilities		Share in Consolidated Profit or Loss		Share in Other Comprehensive Income		Share in Total Comprehensive Income	
	% of Consolidated Net assets		% of Consolidated Profit or loss		% of Consolidated OCI		% of Consolidated TCI	₹ in Lakhs
Parent								
Manugraph India Limited								
- Current Year	128.28	26,842.42	(38.27)	(536.43)	100.00	139.73	(31.43)	(396.70)
- Previous Year	122.38	27,376.58	(2.85)	(100.69)	100.00	(9.25)	(3.10)	(109.94)
Subsidiary - Indian - Constrad Agencies (Bombay) Pvt Ltd.								
- Current Year	(0.02)	(3.42)	(0.19)	(2.63)	-	-	(0.21)	(2.63)
- Previous Year	(0.00)	(0.79)	(0.01)	(0.40)	-	-	(0.01)	(0.40)
Subsidiary - Foreign - Manugraph Americas Inc.								
- Current Year	(28.27)	(5,914.62)	(61.54)	(862.64)	-	-	(68.36)	(862.64)
- Previous Year	(22.38)	(5,006.41)	(97.14)	(3,436.29)	-	-	(96.89)	(3,436.29)
Total								
- Current Year	100.00	20,924.38	(100.00)	(1,401.70)	100.00	139.73	(100.00)	(1,261.97)
- Previous Year	100.00	22,369.38	(100.00)	(3,537.38)	100.00	(9.25)	(100.00)	(3,546.63)

45 The balance sheet, statement of profit and loss, cash flow statement, statement of changes in equity, statement of significant accounting policies and the accompanying notes forms an integral part of the financial statements of the Company for the year ended March 31, 2018.

As per our report of even date attached

For **Natvarlal Vepari & Co.**
Chartered Accountants
Firm Registration No. 106971W

Rinku Ghatalia
Partner
M.No. 133762

Mumbai, Date: May 24, 2018

For and on behalf of the Board of Directors

Sanjay S. Shah Vice Chairman and Managing Director
DIN : 00248592

Pradeep S. Shah Managing Director
DIN : 00248692

Mihir V. Mehta
Company Secretary

Suresh Narayan
Chief Financial Officer

Mumbai, Date: May 24, 2018

[Pursuant to first proviso to sub-section (3) of Section 129 of the Companies Act, 2013 read with Rule 5 of the Companies (Accounts) Rules, 2014 - AOC - 1]

Statement containing salient features of the financial statements of subsidiaries / associate companies / joint ventures

Part A - Subsidiaries

(Fig. in Lakhs)

1	Sr. No.	1	2
2	Name of the Subsidiaries	Constrad Agencies (Bombay) Pvt. Ltd.	Manugraph Americas Inc., USA
3	Reporting period for the subsidiary concerned, if different from the holding company's reporting period	NA	NA
4	Reporting currency and Exchange rate as on the last date of the relevant Financial year in the case of foreign subsidiaries	INR	USD 1 = INR 65.0441
5	Share Capital	25.00	6,076.41
6	Reserves	(3.42)	(5,084.22)
7	Total Assets	21.80	1,260.94
8	Total Liabilities	21.80	1,260.94
9	Investments	-	-
10	Turnover	-	1,327.19
11	Profit before Tax	(2.63)	(558.35)
12	Provision for Tax	-	304.99
13	Profit after Tax	(2.63)	(863.34)
14	Proposed Dividend	-	-
15	% of Shareholding	100%	100%
	Names of subsidiaries which are yet to commence operations		NIL
	Names of subsidiaries which have been liquidated or sold during the year		NIL

Part B - Associates and Joint Ventures

Statement pursuant to section 129(3) of the Companies Act, 2013 related to Associate Companies and Joint Ventures

Not Applicable

For and on behalf of the Board of Directors

Sanjay S. Shah

DIN : 00248592

Vice Chairman and Managing Director

Pradeep S. Shah

DIN : 00248692

Managing Director

Mihir V. Mehta

Company Secretary

Suresh Narayan

Chief Financial Officer

Mumbai, Date: May 24, 2018



MANUGRAPH INDIA LIMITED

CIN: L29290MH1972PLC015772

Registered Office: 1st Floor, Sidhwa House, N.A. Sawant Marg, Colaba, Mumbai – 400 005, India

Phone: +91-22-2287 4815, Fax: +91-22-2287 0702 • Website: www.manugraph.com

PROXY FORM

[Pursuant to section 105(6) of the Companies Act, 2013 and rule 19(3) of the Companies (Management and Administration) Rules, 2014]

Name of the member(s):	
Registered address :	
E-mail ID :	
Folio No/ DP ID-Client ID	

I/ We, being the member (s) of shares of the above named company, hereby appoint:

- (1) Name: Address:
 E-mail ID: Signature: or failing him;
- (2) Name: Address:
 E-mail ID: Signature: or failing him;
- (3) Name: Address:
 E-mail ID: Signature:

and whose signature(s) are appended below as my/our proxy to attend and vote (on a poll) for me/us and on my/our behalf at the 46th Annual General Meeting of the Company, to be held on Monday, July 30, 2018 at 04.00 p.m. at M.C. Ghia Hall, Bhogilal Hargovindas Building, 18/20, Kaikhushru Dubash Marg, Mumbai – 400 001, India and at any adjournment thereof in respect of such resolutions as are indicated below:

I wish my above Proxy to vote in the manner as indicated in the box below (Optional*):

Sr. No.	Particulars	For	Against
1)	Consider and adopt:		
	a. Audited Financial Statements, Reports of the Board of Directors and Auditors thereon.		
	b. Audited Consolidated Financial Statements and Report of the Auditors thereon.		
2)	Declaration of Dividend on Equity Shares.		
3)	Re-appointment of Mr. Sanjay S. Shah, retiring by rotation.		
4)	Appointment of Mrs. Basheera Indorewala as an Independent Director of the Company.		
5)	Re-appointment of Mr. Sanat M. Shah as a Non-Executive Director of the Company not liable retire by rotation.		
6)	Re-appointment of Mr. Sanjay S. Shah as Vice Chairman and Managing Director and payment of remuneration.		
7)	Re-appointment of Mr. Pradeep S. Shah as Managing Director and payment of remuneration.		
8)	Re-appointment of Mr. Bhupal B. Nandgave as Whole Time Director (Works) and payment of remuneration.		
9)	Approval of the remuneration of the Cost Auditors.		

* it is optional to put a (√) in the appropriate column against the Resolutions indicated in the Box. If you leave the 'For' or 'Against' column blank against any or all Resolutions, your proxy will be entitled to vote in the manner as he/she thinks appropriate.

Signed this day of 2018

Affix
Revenue
Stamp

Signature of Shareholder :

Signature of Proxyholder(s) :

Note:

1. This form of proxy in order to be effective should be duly completed and deposited at the Registered Office of the Company addressed to the "Company Secretary", not later than 48 hours before the commencement of the Meeting.
2. A proxy need not be a member of the Company and shall prove his identity at the time of attending the Meeting.
3. A person can act as proxy on behalf of Members upto and not exceeding fifty and holding in the aggregate not more than ten percent of the total share capital of the Company. Further, a Member holding more than ten percent of the total share capital of the Company carrying voting rights, may appoint a single person as proxy and such person shall not act as proxy for any other person or Member.
4. Appointing a proxy does not prevent a member from attending the Meeting in person if he / she so wishes. When a Member appoints a Proxy and both the Member and Proxy attend the Meeting, the Proxy will stand automatically revoked.
5. In the case of joint-holders, the signature of any one holder will be sufficient, but names of all the joint-holders should be stated.
6. Undated proxy form will not be considered valid.
7. If Company receives multiple proxies for the same holdings of a member, the proxy which is dated last will be considered valid; if they are not dated or bear the same date without specific mention of time, all such multiple proxies will be treated as invalid.

Manugraph India Ltd.

Financial Highlights Standalone

(₹ in Crores)

	2018	2017	2016	2015	2014	2013	2012	2011	2010	2009	
Profit & Loss Account Summary											
Turnover - Net of excise	177.37	248.33	258.99	204.20	242.51	304.71	369.95	296.30	201.94	392.11	
Total Income - Net of excise	194.58	264.98	277.35	221.91	260.53	316.52	389.84	304.91	209.77	405.86	
EBIDTA	3.03	6.53	14.80	(2.90)	9.45	30.12	64.19	45.65	30.46	67.41	
Depreciation	5.29	6.12	6.52	6.86	10.26	10.79	11.08	10.24	7.83	9.2	
Interest	1.16	0.67	1.66	1.57	1.20	0.64	1.24	2.90	3.21	3.59	
Profit before Exceptional Items	(3.42)	(0.26)	6.62	(11.33)	(2.01)	18.69	51.87	32.51	19.42	54.55	
Exceptional Items (Note 2)	(15.00)	(41.96)	(3.08)	-	(10.79)	-	(60.00)	-	-	-	
Profit before Taxation	(18.42)	(42.22)	3.54	(11.33)	(12.80)	18.69	(8.13)	32.51	19.42	54.55	
Provision for Taxation	1.94	1.73	(2.44)	(0.59)	(5.04)	6.30	15.67	10.13	6.12	17.66	
Profit after Taxation	(20.36)	(43.96)	5.98	(10.74)	(7.76)	12.39	(23.80)	22.38	13.30	36.89	
Other comprehensive income (net of taxes)	1.39	(0.01)	-	-	-	-	-	-	-	-	
Total comprehensive income	(18.96)	(43.97)	5.98	(10.74)	(7.76)	12.39	(23.80)	22.38	13.30	36.89	
Balance Sheet Summary											
Assets employed											
Fixed Assets - Gross	212.48	217.07	155.34	157.80	157.45	157.81	156.64	155.09	147.64	142.41	
Fixed Assets - Net	100.98	105.75	36.23	41.23	46.38	55.03	62.91	71.26	73.39	77.60	
Investments	60.21	87.55	100.45	97.27	108.25	108.02	109.26	126.45	141.51	124.88	
Non current Assets - Net	28.97	34.33	-	-	-	-	-	-	-	-	
Current Assets - Net	36.18	15.04	74.74	77.94	70.54	78.46	63.81	93.78	87.95	107.07	
Total Assets	226.34	242.68	211.42	216.44	225.17	241.51	235.98	291.49	302.85	309.55	
Financed by											
Share Capital (Note 1)	6.08	6.08	6.08	6.08	6.08	6.08	6.08	6.08	6.08	6.08	
Reserves & Surplus	203.95	224.75	210.12	207.79	221.50	232.80	225.75	258.39	241.31	231.94	
Shareholders Funds	210.04	230.83	216.20	213.87	227.58	238.88	231.83	264.47	247.39	238.02	
Borrowings	2.52	-	-	6.11	-	-	-	21.30	50.02	66.27	
Deferred Tax Liability	13.78	11.85	(4.78)	(3.54)	(2.41)	2.63	4.15	5.72	5.44	5.26	
Total Liabilities	226.34	242.68	211.42	216.44	225.17	241.51	235.98	291.49	302.85	309.55	
Other Investment Information											
Earnings per Share (before Exceptional Item)	₹	(1.76)	(0.66)	2.51	(3.53)	(0.08)	4.07	11.90	7.36	4.37	12.13
Earnings per Share (after Exceptional Item)	₹	(6.69)	(14.45)	1.97	(3.53)	(2.55)	4.07	(7.83)	7.36	4.37	12.13
Dividend	%	30	25	50	25	50	75	125	75	50	100
Book Value per share Market Price	₹	69.06	75.89	71.08	70.32	74.83	78.54	76.22	86.95	81.34	78.26
High	₹	69.40	64.20	73.00	33.00	39.50	61.00	65.50	76.35	68.00	114.00
Low	₹	43.20	41.30	28.65	31.85	22.05	29.30	43.10	43.50	29.10	24.50
Shareholders	Nos.	11170	12254	12380	11617	12242	12685	13590	14289	15480	14320
Employees	Nos.	996	1013	1034	1089	1110	1228	1217	1217	1222	1327

Notes:

1. Equity share of face value of ₹ 2/- each

2. Exceptional Items

- FY 2012 and 2018- Provision for diminution in value of investment in subsidiary

- FY 2014 and 2016 - Compensation under VRS

- FY 2017 - Provision for diminution in value of investment in subsidiary & profit on sale of Undertaking

3. Previous years figures have been regrouped wherever necessary

4. FY 2018 and FY 2017 figures are as per Ind AS, earlier years figures are as per previous GAAP

Manugraph India Ltd.

Corporate Office:

Sidhwa House, N. A. Sawant Marg, Colaba, Mumbai - 400 005, India.

Tel: +91-22-2287 4815 / 0620 Fax: +91-22-2287 0702

Web: www.manugraph.com

CIN: L29290MH1972PLC015772

ISO 9001:2015